

City of Casper, Wyoming
All Funds Budget Comparison
For Fiscal Year 2024 as of September 30, 2023
25.00 % OF THE FISCAL YEAR HAS ELAPSED

The monthly financial statements reported this month are not inclusive of all year end entries. The amounts reported this month are subject to change as we finalize the prior fiscal year and complete the audit.

Fund	REVENUES		EXPENDITURES		Anticipated Year-End Net Income (Shortfall)
	Revised Budget	Year To Date	Revised Budget	Year To Date	
General Fund	\$ 53,411,562	\$ 7,194,288	\$ 54,855,411	\$ 11,575,033	\$ (1,443,849)
Opportunities Fund	7,988	-	8,540,807	2,416	(8,532,819)
Perpetual Care Fund	706,055	167,943	2,800,020	728,380	(2,093,965)
Debt Service Fund	71,781	23,318	368,320	679	(296,539)
Metro Animal Fund	1,452,783	276,593	1,809,202	273,965	(356,419)
River Fund	109,107	58,000	132,808	147	(23,701)
CARES Act Funding			12,224,514	-	(12,224,514)
Weed & Pest Fund	928,331	8,782	942,885	149,918	(14,554)
Special Fire Assistance Fund	493,775	118,507	493,775	118,507	-
Revolving Land Fund	33,984	3,859	59,056	3,574	(25,072)
Police Grants Fund	374,393	16,213	374,393	59,763	-
Public Transit Fund	3,148,490	454,156	3,148,491	454,155	(1)
Metropolitan Planning	1,306,356	169,600	1,338,567	160,528	(32,211)
Public Safety Communications	3,285,090	778,821	3,368,246	734,038	(83,156)
Direct Distribution	7,212,537	3,606,271	3,042,737	412,677	4,169,800
Redevelopment Loan Fund	59,888	58,264	59,888	58,264	-
Capital Projects Fund	30,321,748	462,838	55,847,342	2,838,234	(25,525,594)
Capital - One Cent 17	18,997,833	1,597,794	5,555,439	477,014	13,442,394
Water Distribution Fund	15,909,438	5,299,300	24,469,367	4,376,392	(8,559,929)
Water Treatment Plant Ops Fund	4,344,283	1,217,474	4,344,283	1,245,304	-
Sewer Fund	8,146,009	1,826,451	11,560,396	1,287,317	(3,414,387)
Wastewater Treatment Plant	10,837,592	1,891,825	12,614,014	1,000,071	(1,776,422)
Refuse Collection Fund	10,715,050	2,105,786	12,162,510	1,915,896	(1,447,460)
Balefill Fund	8,127,728	2,066,076	12,263,110	2,291,790	(4,135,381)
Aquatics Fund	1,181,166	332,427	1,181,166	332,426	-
Golf Course Fund	1,114,000	466,652	1,081,752	291,244	32,248
Ice Arena Fund	677,177	153,319	677,177	153,319	-
Recreation Center Fund	1,152,677	319,824	1,152,677	319,824	-
Hogadon Fund	1,077,465	194,874	1,091,215	194,874	(13,750)
Ford Wyoming Center Fund	1,107,275	243,193	1,107,275	275,766	-
Parking Fund	17,963	3,533	139,156	14,592	(121,193)
Sports and Athletics	1,102,213	236,600	1,102,213	236,599	-
Fleet Maintenance Fund	4,028,818	909,807	4,028,818	985,677	-
Buildings and Structures Fund	1,581,070	375,022	1,588,095	358,780	(7,025)
Health Insurance Fund	79,827	17,546	442,355	52,111	(362,528)
Property Insurance Fund	3,411,648	1,052,664	3,276,799	2,113,196	134,849
Total	\$ 196,533,100	\$ 33,707,620	\$ 249,244,278	\$ 35,492,470	\$ (52,711,178)

City of Casper, Wyoming
All Funds Statement of Revenues
For Fiscal Year 2024 as of September 30, 2023
25.00 % OF THE FISCAL YEAR HAS ELAPSED

The monthly financial statements reported this month are not inclusive of all year end entries. The amounts reported this month are subject to change as we finalize the prior fiscal year and complete the audit.

Fund	Adopted Budget	Changes and Amendments	Revised Budget	Current Year To Date	Current Year % of Budget
General Fund	\$ 53,371,132	\$ 40,430	\$ 53,411,562	\$ 7,194,288	13%
Opportunities Fund	7,988	-	7,988	-	0%
Perpetual Care Fund	706,055	-	706,055	167,943	24%
Debt Service Fund	71,781	-	71,781	23,318	32%
Metro Animal Fund	1,452,783	-	1,452,783	276,593	19%
River Fund	45,000	64,107	109,107	58,000	53%
CARES Act Funding		-			
Weed & Pest Fund	928,331	-	928,331	8,782	1%
Special Fire Assistance Fund	-	493,775	493,775	118,507	24%
Revolving Land Fund	20,777	13,207	33,984	3,859	11%
Police Grants Fund	113,751	260,642	374,393	16,213	4%
Public Transit Fund	2,674,249	474,241	3,148,490	454,156	14%
Metropolitan Planning	962,608	343,748	1,306,356	169,600	13%
Public Safety Communications	3,285,090	-	3,285,090	778,821	24%
Direct Distribution	7,212,537	-	7,212,537	3,606,271	50%
Redevelopment Loan Fund	59,888	-	59,888	58,264	97%
Capital Projects Fund	21,198,100	9,123,648	30,321,748	462,838	2%
Capital - One Cent 17	18,997,833	-	18,997,833	1,597,794	8%
Water Distribution Fund	15,899,416	10,022	15,909,438	5,299,300	33%
Water Treatment Plant Ops Fund	4,344,283	-	4,344,283	1,217,474	28%
Sewer Fund	8,135,987	10,022	8,146,009	1,826,451	22%
Wastewater Treatment Plant	9,837,592	1,000,000	10,837,592	1,891,825	17%
Refuse Collection Fund	10,705,028	10,022	10,715,050	2,105,786	20%
Balefill Fund	7,372,928	754,800	8,127,728	2,066,076	25%
Aquatics Fund	1,181,166	-	1,181,166	332,427	28%
Golf Course Fund	1,114,000	-	1,114,000	466,652	42%
Ice Arena Fund	677,177	-	677,177	153,319	23%
Recreation Center Fund	1,039,429	113,248	1,152,677	319,824	28%
Hogadon Fund	1,043,219	34,246	1,077,465	194,874	18%
Ford Wyoming Center Fund	1,098,544	8,731	1,107,275	243,193	22%
Parking Fund	17,963	-	17,963	3,533	20%
Sports and Athletics	1,102,213	-	1,102,213	236,600	21%
Fleet Maintenance Fund	4,028,818	-	4,028,818	909,807	23%
Buildings and Structures Fund	1,581,070	-	1,581,070	375,022	24%
Health Insurance Fund	79,827	-	79,827	17,546	22%
Property Insurance Fund	3,345,053	66,595	3,411,648	1,052,664	31%
Total	\$ 183,711,616	\$ 12,821,484	\$ 196,533,100	\$ 33,707,620	17%

City of Casper, Wyoming
All Funds Statement of Expenditures
For Fiscal Year 2024 as of September 30, 2023
25.00 % OF THE FISCAL YEAR HAS ELAPSED

The monthly financial statements reported this month are not inclusive of all year end entries. The amounts reported this month are subject to change as we finalize the prior fiscal year and complete the audit.

Fund	Adopted Budget	Carry-over Encumbrances and Amendments	Current Year Budget	Current Year To Date	Current Year % of Budget
General Fund	\$ 53,343,428	\$ 1,495,123	\$ 54,838,551	\$ 11,575,033	21%
Opportunities Fund	5,725,503	2,815,304	8,540,807	2,416	0%
Perpetual Care Fund	2,844,157	(44,137)	2,800,020	728,380	26%
Debt Service Fund	368,320	-	368,320	679	0%
Metro Animal Fund	1,595,035	214,167	1,809,202	273,965	15%
River Fund	68,000	64,808	132,808	147	0%
CARES Act Funding	12,224,514	-	12,224,514	-	0%
Weed & Pest Fund	856,882	86,003	942,885	149,918	16%
Special Fire Assistance Fund	-	493,775	493,775	118,507	24%
Revolving Land Fund	45,849	13,207	59,056	3,574	6%
Police Grants Fund	113,751	260,642	374,393	59,763	16%
Public Transit Fund	2,674,249	474,242	3,148,491	454,155	14%
Metropolitan Planning	962,608	375,959	1,338,567	160,528	12%
Public Safety Communications	3,164,764	203,482	3,368,246	734,038	22%
Direct Distribution	3,240,969	(198,232)	3,042,737	412,677	14%
Redevelopment Loan Fund	59,888	-	59,888	58,264	97%
Capital Projects Fund	28,591,811	26,870,035	55,461,846	2,838,234	5%
Capital - One Cent 17	4,546,939	1,008,500	5,555,439	477,014	9%
Water Distribution Fund	18,364,666	6,104,701	24,469,367	4,376,392	18%
Water Treatment Plant Ops Fund	4,344,283	-	4,344,283	1,245,304	29%
Sewer Fund	8,576,207	2,984,189	11,560,396	1,287,317	11%
Wastewater Treatment Plant	9,357,673	3,256,341	12,614,014	1,000,071	8%
Refuse Collection Fund	10,389,466	1,773,044	12,162,510	1,915,896	16%
Balefill Fund	9,576,789	2,686,321	12,263,110	2,291,790	19%
Aquatics Fund	1,181,166	-	1,181,166	332,426	28%
Golf Course Fund	1,058,352	23,400	1,081,752	291,244	27%
Ice Arena Fund	677,177	-	677,177	153,319	23%
Recreation Center Fund	1,039,429	113,248	1,152,677	319,824	28%
Hogadon Fund	1,043,219	47,996	1,091,215	194,874	18%
Ford Wyoming Center Fund	1,098,544	8,731	1,107,275	275,766	25%
Parking Fund	69,700	69,456	139,156	14,592	10%
Sports and Athletics	1,102,213	-	1,102,213	236,599	21%
Fleet Maintenance Fund	4,028,818	-	4,028,818	985,677	24%
Buildings and Structures Fund	1,581,070	7,025	1,588,095	358,780	23%
Health Insurance Fund	442,355	-	442,355	52,111	12%
Property Insurance Fund	3,159,104	117,695	3,276,799	2,113,196	64%
Total	\$ 197,516,898	\$ 51,325,024	\$ 248,841,922	\$ 35,492,470	14%

City of Casper, Wyoming
Summary of Cash, Investments, Other Monetary Assets and Working Capital
For Fiscal Year 2024 as of September 30, 2023
25.00 % OF THE FISCAL YEAR HAS ELAPSED

The monthly financial statements reported this month are not inclusive of all year end entries. The amounts reported this month are subject to change as we finalize the prior fiscal year and complete the audit.

	<u>Cash and Investments</u>				<u>Working Capital</u>		
	<u>Cash</u>	<u>Investments</u>	<u>Market Adjustments</u>	<u>Total</u>	<u>Current Assets</u>	<u>Current Liabilities</u>	<u>Total</u>
General Fund	\$ 3,760,549	\$ 21,323,176	\$ -	\$ 25,083,724	\$ 2,593,222	\$ (3,781,388)	\$ 23,895,558
Capital Projects Funds							
Opportunities Fund	304,930	13,581,342	-	13,886,273	-	-	13,886,273
Capital Projects Fund	1,540,041	26,424,223	-	27,964,264	11,146	(447,816)	27,527,594
Capital - One Cent 17	532,707	9,597,778	-	10,130,485	-	-	10,130,485
Trust & Agency Funds							
Perpetual Care Fund	57,503	29,934,785	-	29,992,288	-	(2,418)	29,989,869
Metro Animal Fund	442,056	517,386	-	959,443	46,843	(53,685)	952,601
River Fund	515,307	2,201,563	-	2,716,870	10,000	(223,000)	2,503,870
CARES Act Funding	66,645	12,157,707	-	12,224,352	-	(1,115,446)	11,108,906
Public Safety Communications	772,441	-	-	772,441	102,763	(61,193)	814,012
Health Insurance Fund	91,482	3,113,687	-	3,205,169	-	(47,025)	3,158,144
Debt Service Funds	321,924	5,204,739	-	5,526,663	(11,181)	(64,232)	5,451,250
Special Revenue Funds							
Weed & Pest Fund	236,422	871,430	-	1,107,852	-	(11,196)	1,096,656
Special Fire Assistance Fund	19,263	-	-	19,263	1,965	-	21,228
Revolving Land Fund	125,695	705,422	-	831,117	-	(3,558)	827,559
Police Grants Fund	(100,960)	-	-	(100,960)	38,335	(4,404)	(67,028)
Public Transit Fund	(79,137)	-	-	(79,137)	121,176	(42,037)	1
Metropolitan Planning	117,550	-	-	117,550	254,704	(61,954)	310,300
Direct Distribution	197,852	2,999,607	-	3,197,459	-	(4,635)	3,192,824
Redevelopment Loan Fund	100,937	-	-	100,937	2,687	(2,687)	100,937
Utility Enterprise Funds							
Water Distribution Fund	493,481	23,677,523	-	24,171,004	1,844,518	(356,995)	25,658,526
Water Treatment Plant Ops Fund	(369,009)	-	-	(369,009)	558,760	(227,265)	(37,514)
Sewer Fund	702,451	8,582,780	-	9,285,231	541,029	(55,549)	9,770,711
Wastewater Treatment Plant	1,066,488	12,389,197	-	13,455,684	702,486	(667,503)	13,490,667
Refuse Collection Fund	536,803	4,169,481	-	4,706,285	511,466	(210,961)	5,006,789
Balefill Fund	187,561	7,293,649	-	7,481,210	295,902	(569,968)	7,207,143
Parks & Recreation Enterprise Funds							
Aquatics Fund	15,362	-	-	15,362	-	(15,361)	-
Golf Course Fund	773,611	-	-	773,611	61,876	(21,730)	813,757
Ice Arena Fund	(4,306)	-	-	(4,306)	10,582	(6,275)	-
Recreation Center Fund	138,625	-	-	138,625	623	(139,248)	-
Hogadon Fund	(47,765)	-	-	(47,765)	60,733	(12,969)	-
Ford Wyoming Center Fund	1,357,618	-	-	1,357,618	15,119	(1,333,074)	39,663
Sports and Athletics	(479)	-	-	(479)	-	479	1
Other Enterprise Funds - Parking	833	120,452	-	121,284	14,453	(11)	135,726
Internal Service Funds							
Fleet Maintenance Fund	119,568	-	-	119,568	12,981	(39,715)	92,834
Buildings and Structures Fund	566,617	-	-	566,617	2,136	(45,862)	522,891
Property Insurance Fund	(677,413)	-	-	(677,413)	26,633	(15,138)	(665,918)
	\$ 13,883,254	\$ 184,865,927	\$ -	\$ 198,749,181	\$ 7,830,955	\$ (9,643,822)	\$ 196,936,315

City of Casper, Wyoming
Summary of Cash and Investments
For Fiscal Year 2024 as of September 30, 2023
25.00 % OF THE FISCAL YEAR HAS ELAPSED

The monthly financial statements reported this month are not inclusive of all year end entries. The amounts reported this month are subject to change as we finalize the prior fiscal year and complete the audit.

Bank Accounts

Petty Cash	\$ 16,847
Petty Cash	2,530
Concentration	11,088,360
Expense Checking	(554,099)
Customer Refund	1,359
Court Bonds	272,143
CEC Show Account	1,333,074
Police Evidence Account	83,537
Firehouse Redevelopment	-
Outgoing EFT	(837,469)

Total Cash **\$ 11,406,282**

Investments

General Fund	\$ 21,323,176
Opportunities Fund	13,581,342
Perpetual Care Fund	29,934,785
Debt Service Fund	5,204,739
Metro Animal Fund	517,386
River Fund	2,201,563
CARES Act Funding	12,157,707
Weed & Pest Fund	871,430
Revolving Land Fund	705,422
Direct Distribution	2,999,607
Capital Projects Fund	26,424,223
Capital - One Cent 17	9,597,778
Water Distribution Fund	23,677,523
Sewer Fund	8,582,780
Wastewater Treatment Plant	12,389,197
Refuse Collection Fund	4,169,481
Balefill Fund	7,293,649
Parking Fund	120,452
Health Insurance Fund	3,113,687

Total Investments **\$ 184,865,927**

Other Assets

General Fund	
Notes/Loans Receivable	\$ 3,347
Opportunities Fund	
Notes/Loans Receivable	267,705
Perpetual Care Fund	
Notes/Loans Receivable	184,583
Debt Service Fund	
Notes/Loans Receivable	(19,138)
Penalty Receivable	5,783
Principal Receivable	74,261
Redevelopment Loan Fund	
Notes/Loans Receivable	109,000
Capital Projects Fund	
Notes/Loans Receivable	84,354

Total Other Assets **\$ 709,895**

City of Casper, Wyoming
General Fund Balance Sheet
For Fiscal Year 2024 as of September 30, 2023
25.00 % OF THE FISCAL YEAR HAS ELAPSED

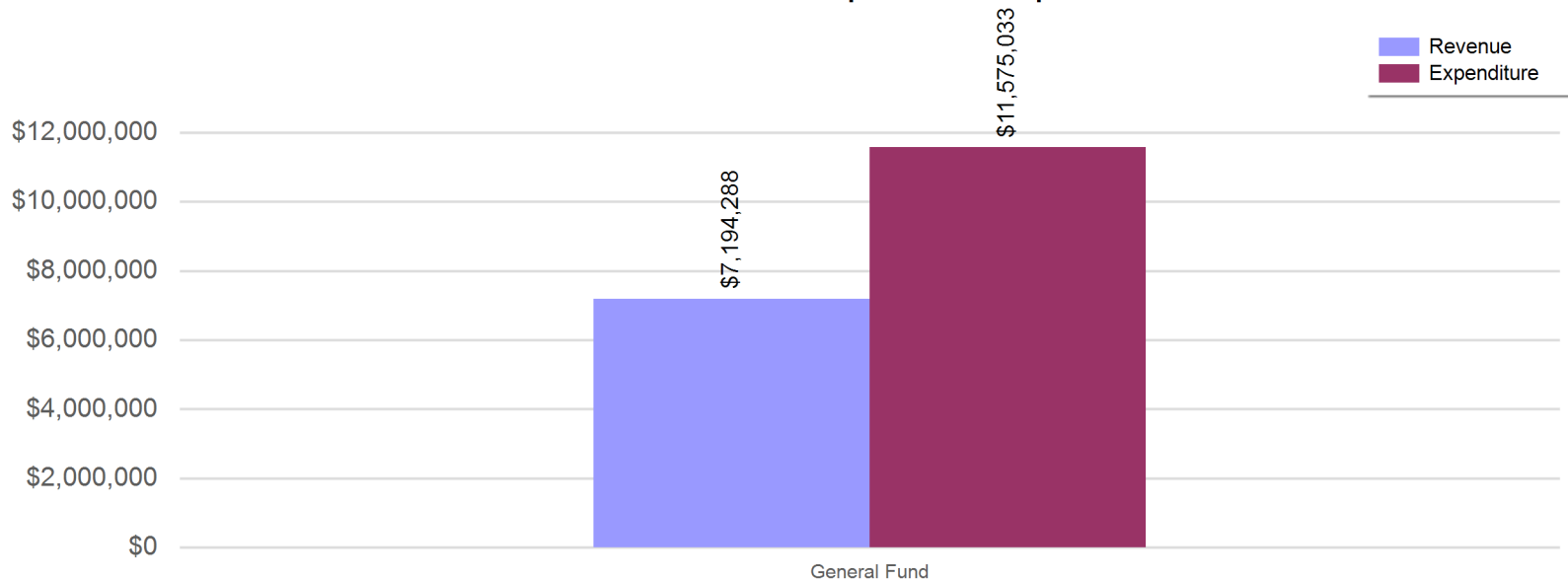
The monthly financial statements reported this month are not inclusive of all year end entries. The amounts reported this month are subject to change as we finalize the prior fiscal year and complete the audit.

	General Fund
ASSETS	
Current Assets	
Cash	3,760,549
Investments	21,323,176
Market Adjustments	-
Inventory	86,330
Grants Receivable	-
Loans Receivable	3,347
Accounts Receivable	2,278,021
Prepaid Expenses	107,578
Lease Receivable - Short Term	121,293
Total Current Assets	27,680,293
Non-Current Assets	
Lease Receivable - Long Term	2,409,738
Total Assets	30,090,031
LIABILITIES	
Current Liabilities	
Accounts Payable	1,128,752
Accrued Wages and Benefits Payable	40,317
Deferred Revenue	3,054
Held in Trust - Cell Tower	2,609,265
Total Current Liabilities	3,781,388
Non-Current Liabilities	
Notes Payable	(30,271)
Funds Held in Trust	1,480
Total Non-Current Liabilities	(28,791)
Total Liabilities	3,752,597
DEFERRED INFLOWS OF RESOURCES	
Total Deferred Inflows Of Resources	2,405,029
NET POSITION	
Net Investment in Capital Assets	2,561,302
Unrestricted	21,371,103
Total Net Position	23,932,405

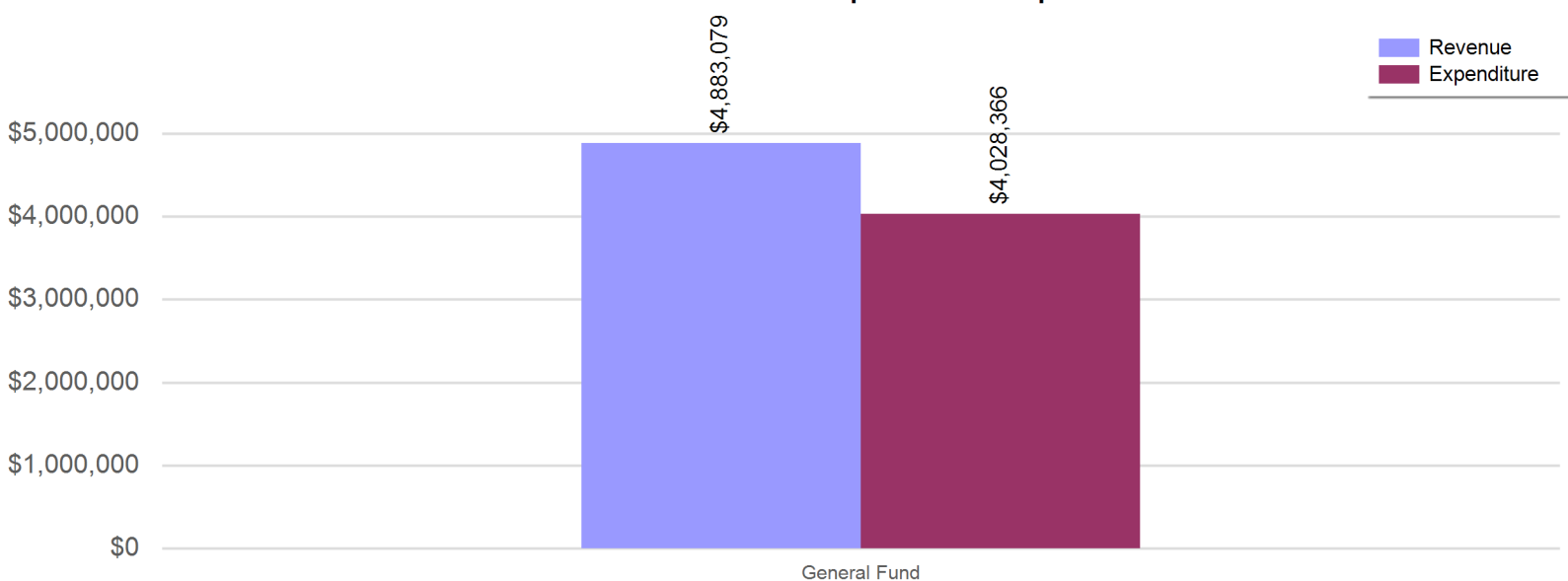
City of Casper, Wyoming
General Fund Revenue Expenditure Comparison
For Fiscal Year 2024 as of September 30, 2023
25.00 % OF THE FISCAL YEAR HAS ELASPED

The monthly financial statements reported this month are not inclusive of all year end entries. The amounts reported this month are subject to change as we finanlize the prior fiscal year and complete the audit.

General Fund YTD Revenue and Expenditure Comparison



General Fund MTD Revenue and Expenditure Comparison



City of Casper, Wyoming
General Fund Statement of Expenditures
For Fiscal Year 2024 as of September 30, 2023
25.00 % OF THE FISCAL YEAR HAS ELAPSED

The monthly financial statements reported this month are not inclusive of all year end entries. The amounts reported this month are subject to change as we finalize the prior fiscal year and complete the audit.

Organization	Revised Budget	Current Year To Date	Current Year % of Budget
General Fund Revenue	\$ 142,645	\$ 13,974	10%
General Fund Transfers Out	5,140,680	889,716	17%
City Council	252,772	94,618	37%
City Manager	1,063,887	177,527	17%
City Clerk	469,157	115,627	25%
Social Community Services	613,889	171,049	28%
Municipal Court	769,706	190,731	25%
City Attorney	828,090	184,993	22%
Human Resources	823,992	197,842	24%
City Hall	442,463	95,855	22%
Marathon Building	30,592	5,352	17%
Miller St. Dormitory	13,638	3,110	23%
City Center Building	47,177	9,720	21%
Ash Street Building	26,171	5,522	21%
Casper Business Center	259,845	46,822	18%
Information Services	2,141,087	549,237	26%
Finance	934,481	199,281	21%
Customer Service	1,008,000	214,609	21%
Engineering	1,093,510	223,023	20%
Streets	3,216,320	700,071	22%
Traffic Control	800,748	118,548	15%
Community Development	1,493,843	326,976	22%
Police Administration	17,665,215	3,390,546	19%
Police Career Services	469,000	96,716	21%
Police Investigations	37,798	11,625	31%
Fire-EMS Administration	11,434,456	2,453,185	21%
Fire-EMS Operations	620,552	217,429	35%
Fire-EMS Training	152,500	40,866	27%
Fire-EMS Prevent & Inspect	33,495	4,285	13%
Parks - Parks Maint.	1,725,183	538,889	31%
Parks - Urban Forestry	13,000	4,939	38%
Parks - Special Areas	144,500	47,128	33%
Cemetery	450,378	118,684	26%
Ft. Caspar Museum	479,781	116,539	24%
Total	\$ 54,838,551	\$ 11,575,033	21%

City of Casper, Wyoming
General Fund Statement of Revenues and Expenditures
For Fiscal Year 2024 as of September 30, 2023
25.00 % OF THE FISCAL YEAR HAS ELAPSED

The monthly financial statements reported this month are not inclusive of all year end entries. The amounts reported this month are subject to change as we finalize the prior fiscal year and complete the audit.

	Revised Budget	Current Year To Date	Current Year % of Budget
Revenues:			
General Property Tax	\$ 6,235,890	\$ 58,516	0.94%
Licences and Permits	5,602,477	1,227,668	21.91%
Automobile Tax	1,700,000	1,149,038	67.59%
Cigarette Tax	230,000	36,673	15.94%
Gaming Revenue	1,724,039	-	0.00%
Gasoline Tax	1,290,627	227,149	17.60%
Intergovernmental User Charges	38,575	6,612	17.14%
Mineral Royalties Tax	2,075,000	-	0.00%
Municipal Share of State Sales	22,719,374	1,894,331	8.34%
Severance Tax	2,068,000	-	0.00%
Special Fuels Tax	594,698	104,762	17.62%
Goods and Svcs Rev	4,916,469	1,467,495	29.85%
Fines and Forfeits	1,285,000	325,121	25.30%
Misc Revenue	2,889,503	692,479	23.97%
Special Revenue	-	300	
Loan Receipts	1,328	4,144	312.05%
Transfers In	40,582	-	0.00%
Total Revenues	\$ 53,411,562	\$ 7,194,288	13.47%
	Revised Budget	Current Year To Date	Current Year % of Budget
Expenditures:			
Personnel Services	\$ 37,029,208	\$ 8,128,536	21.95%
Materials & Supplies	3,620,923	723,691	19.99%
Contractual Services	5,368,872	873,271	16.27%
Capital Outlay	-	61	
Transfers Out	5,140,680	889,716	17.31%
Other Costs	2,818,911	707,997	25.12%
Utility Expense	859,957	251,762	29.28%
Total Expenditures	\$ 54,838,551	\$ 11,575,033	21.11%
Net Revenue (Shortfall)	\$ (1,426,989)	\$ (4,380,745)	-7.64%

City of Casper, Wyoming
General Fund Summary of Cash and Investments
For Fiscal Year 2024 as of September 30, 2023
25.00 % OF THE FISCAL YEAR HAS ELAPSED

The monthly financial statements reported this month are not inclusive of all year end entries. The amounts reported this month are subject to change as we finanlize the prior fiscal year and complete the audit.

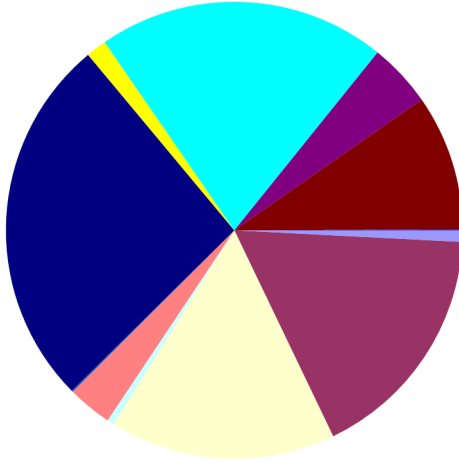
Cash	\$	3,760,549
Investments		21,323,176
	<u>\$</u>	<u>25,083,724</u>

City of Casper, Wyoming
General Fund Summary of Revenues and Expenditures
For Fiscal Year 2024 as of September 30, 2023
25.00 % OF THE FISCAL YEAR HAS ELAPSED

The monthly financial statements reported this month are not inclusive of all year end entries. The amounts reported this month are subject to change as we finalize the prior fiscal year and complete the audit.

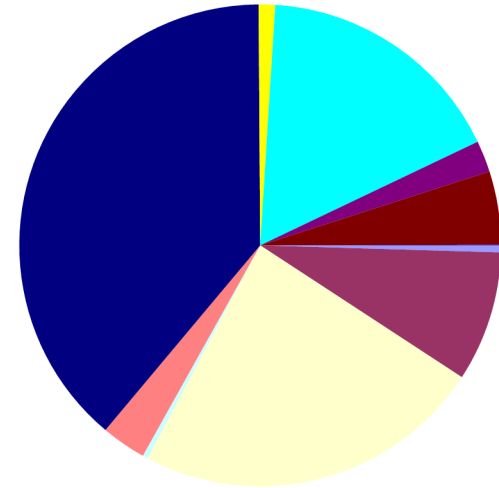
Year To Date Revenues
\$7,194,288

- General Property Tax -\$58,516
- Licences and Permits-\$1,227,668
- Automobile Tax -\$1,149,038
- Cigarette Tax -\$36,673
- Gaming Revenue -\$0
- Gasoline Tax -\$227,149
- Intergovernmental User Charges-\$6,612
- Mineral Royalties Tax -\$0
- Municipal Share of State Sales-\$1,894,331
- Severance Tax -\$0
- Special Fuels Tax -\$104,762
- Goods and Svcs Rev-\$1,467,495
- Fines and Forfeits-\$325,121
- Misc Revenue-\$692,479
- Special Revenue -\$300
- Loan Receipts -\$4,144
- Transfers In -\$0



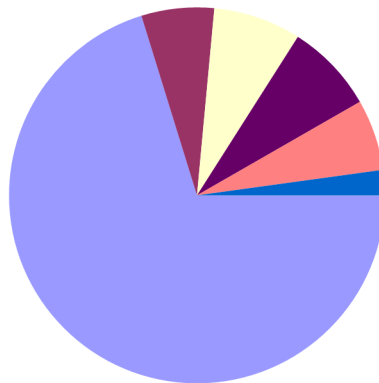
Month To Date Revenues
\$4,883,079

- General Property Tax -\$22,952
- Licences and Permits-\$427,029
- Automobile Tax -\$1,148,617
- Cigarette Tax -\$17,702
- Gaming Revenue -\$0
- Gasoline Tax -\$146,672
- Intergovernmental User Charges-\$0
- Mineral Royalties Tax -\$0
- Municipal Share of State Sales-\$1,894,331
- Severance Tax -\$0
- Special Fuels Tax -\$53,777
- Goods and Svcs Rev-\$826,504
- Fines and Forfeits-\$103,494
- Misc Revenue-\$240,619
- Special Revenue -\$0
- Loan Receipts -\$1,381
- Transfers In -\$0



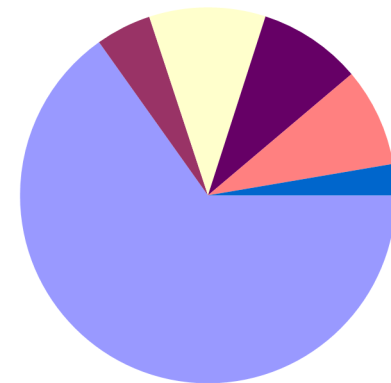
Year To Date Expenditures
\$11,575,033

- Personnel Services-\$8,128,536
- Materials & Supplies-\$723,691
- Contractual Services-\$873,271
- Capital Outlay-\$61
- Transfers Out-\$889,716
- Other Costs-\$707,997
- Utility Expense-\$251,762



Month To Date Expenditures
\$4,028,366

- Personnel Services-\$2,624,882
- Materials & Supplies-\$192,579
- Contractual Services-\$403,425
- Capital Outlay-\$0
- Transfers Out-\$357,757
- Other Costs-\$341,672
- Utility Expense-\$108,050

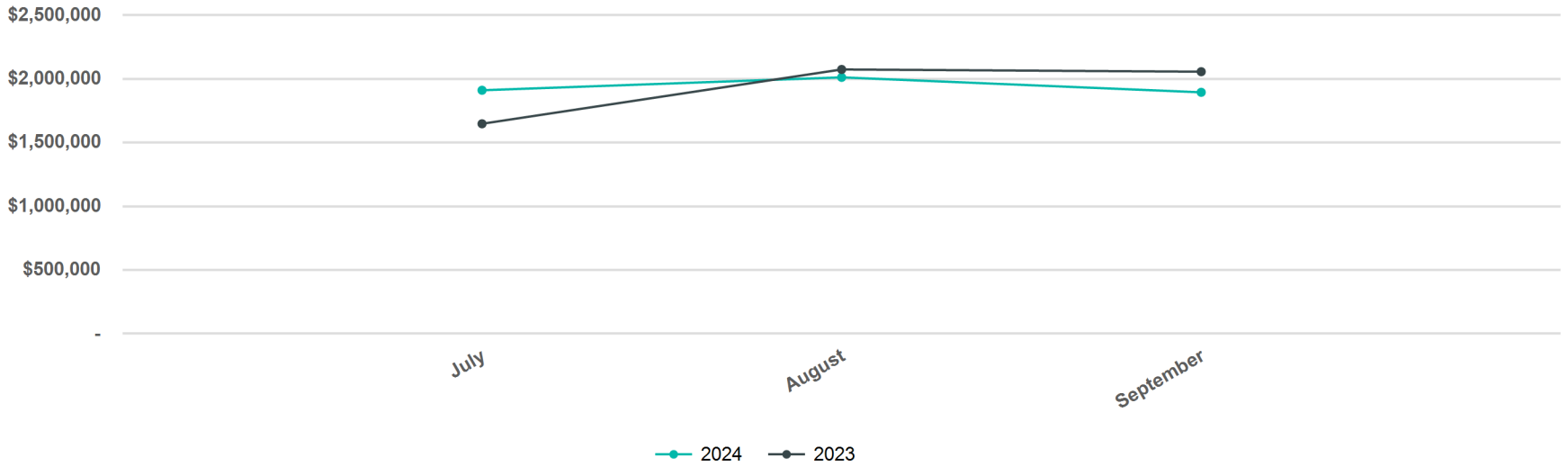


**City of Casper, Wyoming
Sales Tax Comparison
(Budget Basis - For Management Use Only)
For Fiscal Year 2024 as of September 30, 2023
25.00 % OF THE FISCAL YEAR HAS ELAPSED**

The monthly financial statements reported this month are not inclusive of all year end entries. The amounts reported this month are subject to change as we finalize the prior fiscal year and complete the audit.

Month	FY 2024			FY 2023			FY 2024 Current Month % Increase Over 2023	FY 2024 To Date % Increase Over 2023
	Budget	Actuals	Actual Year to Date	Budget	Actuals	Actual Year to Date		
July	\$ 1,893,281	\$ 1,910,487	\$ 1,910,487	\$ 1,700,227	\$ 1,647,473	\$ 1,647,473	15.96%	15.96%
August	1,893,281	2,011,727	3,922,214	1,700,227	2,073,763	3,721,236	-2.99%	5.40%
September	1,893,281	1,894,331	5,816,545	1,700,227	2,056,269	5,777,506	-7.88%	0.68%
	\$ 5,679,844	\$ 5,816,545		\$ 5,100,680	\$ 5,777,506			
\$136,702 or 2.41 % Above YTD Projections for FY 2024 through period 3								

Comparison of Municipal Share of State Sales By Month



City of Casper, Wyoming
Capital Project Funds Consolidated Balance Sheet
For Fiscal Year 2024 as of September 30, 2023
25.00 % OF THE FISCAL YEAR HAS ELAPSED

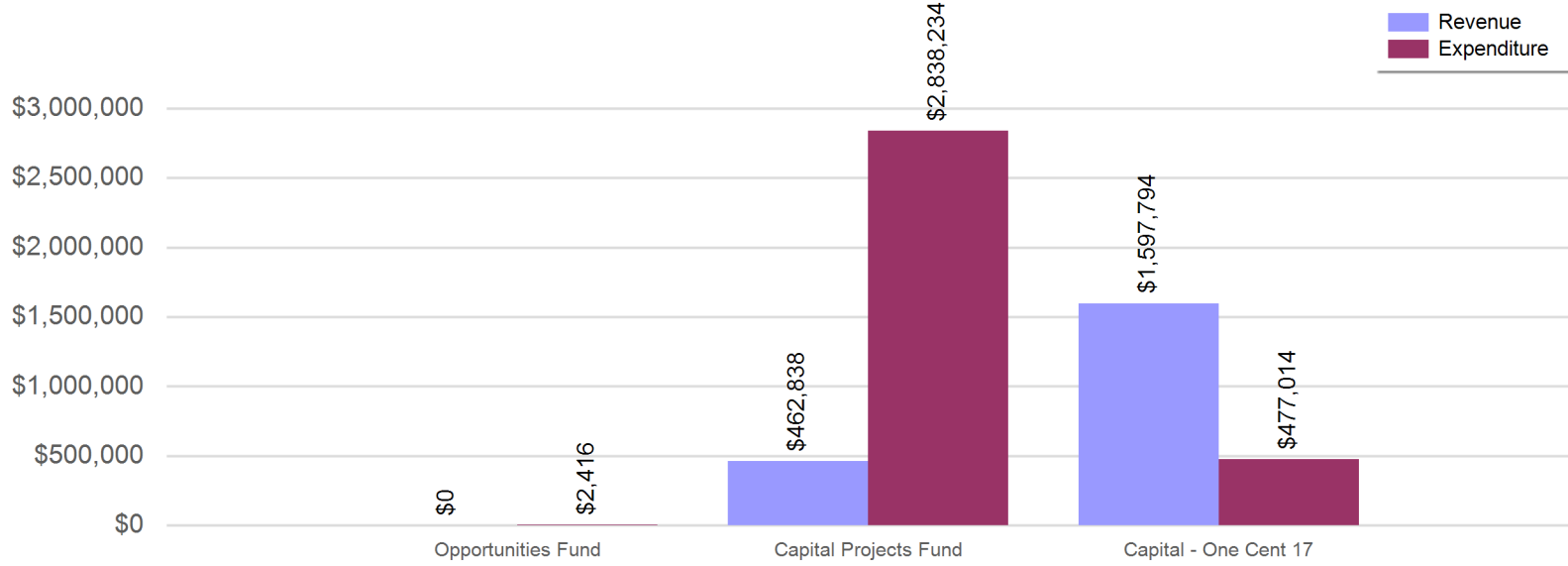
The monthly financial statements reported this month are not inclusive of all year end entries. The amounts reported this month are subject to change as we finalize the prior fiscal year and complete the audit.

	Opportunities Fund	Capital Projects Fund	Capital - One Cent 17
ASSETS			
Current Assets			
Cash	304,930	1,540,041	532,707
Investments	13,581,342	26,424,223	9,597,778
Grants Receivable		11,146	
Loans Receivable	267,705	84,354	
Accounts Receivable	-	-	-
Total Current Assets	14,153,978	28,059,765	10,130,485
Total Assets	14,153,978	28,059,765	10,130,485
LIABILITIES			
Current Liabilities			
Accounts Payable	-	427,816	
Deferred Revenue		20,000	
Total Current Liabilities	-	447,816	
Total Liabilities	-	447,816	
NET POSITION			
Unrestricted	14,153,978	27,611,949	10,130,485
Total Net Position	14,153,978	27,611,949	10,130,485

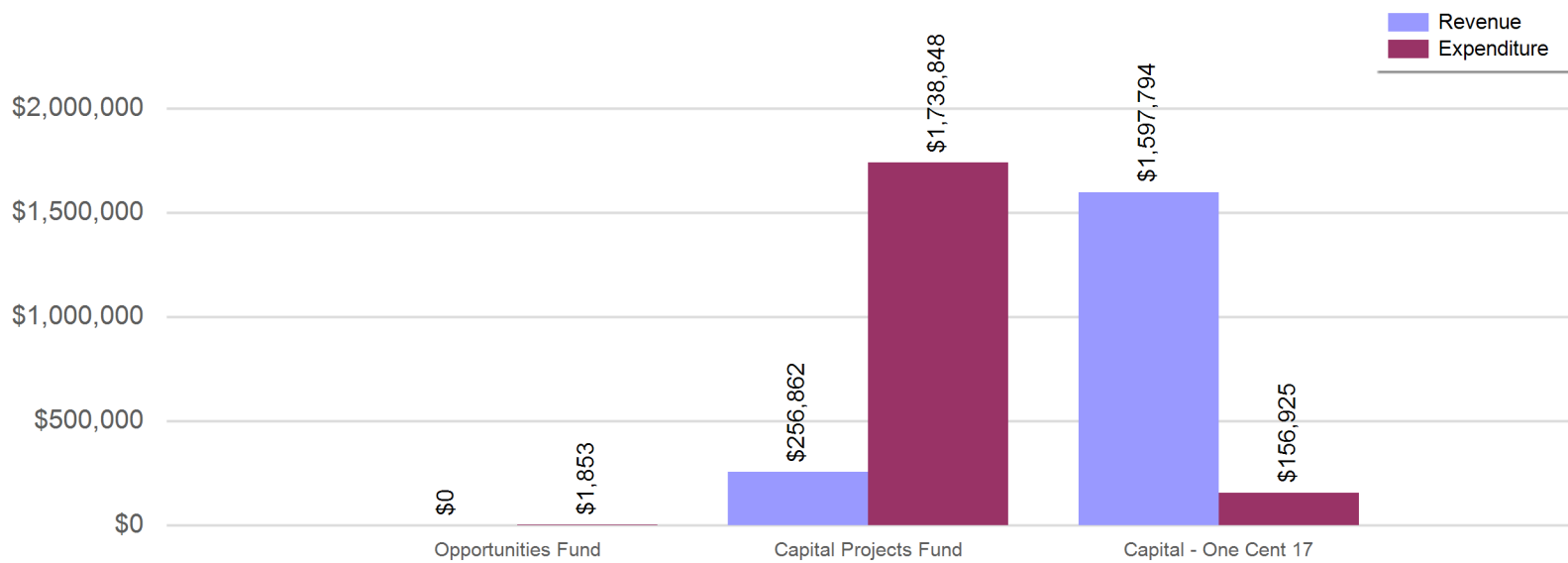
City of Casper, Wyoming
Capital Project Funds Revenue and Expenditure Comparison
 For Fiscal Year 2024 as of September 30, 2023
 25.00 % OF THE FISCAL YEAR HAS ELAPSED

The monthly financial statements reported this month are not inclusive of all year end entries. The amounts reported this month are subject to change as we finalize the prior fiscal year and complete the audit.

Capital Projects Funds YTD Revenue and Expenditure Comparison



Capital Projects Funds MTD Revenue and Expenditure Comparison



City of Casper, Wyoming
Opportunities Fund Statement of Revenues and Expenditures
For Fiscal Year 2024 as of September 30, 2023
25.00 % OF THE FISCAL YEAR HAS ELAPSED

The monthly financial statements reported this month are not inclusive of all year end entries. The amounts reported this month are subject to change as we finalize the prior fiscal year and complete the audit.

	Revised Budget	Current Year To Date	Current Year % of Budget
Revenues:			
Other Sources	\$ 7,988	\$ -	0.00%
Total Revenues	\$ 7,988	\$ -	0.00%
	Revised Budget	Current Year To Date	Current Year % of Budget
Expenditures:			
Contractual Services	\$ 76,506	\$ 563	0.74%
Transfers Out	8,464,301	1,853	0.02%
Total Expenditures	\$ 8,540,807	\$ 2,416	0.03%
Net Revenue (Shortfall)	\$ (8,532,819)	\$ (2,416)	-0.03%

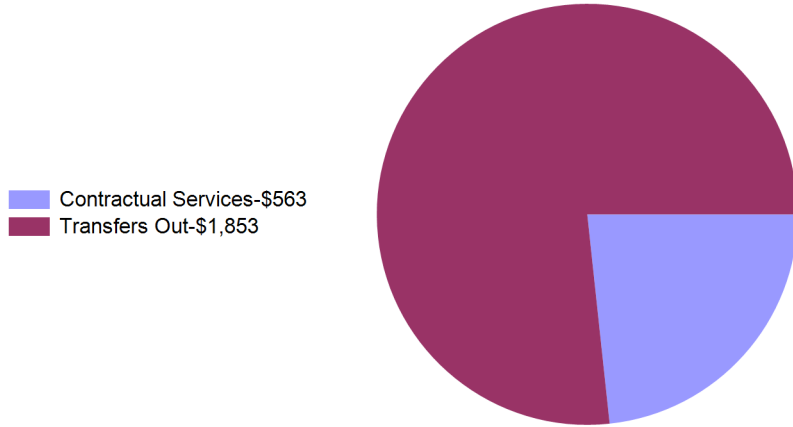
Opportunities Fund Summary of Cash and Investments

Cash	\$ 304,930
Investments	13,581,342
	\$ 13,886,273

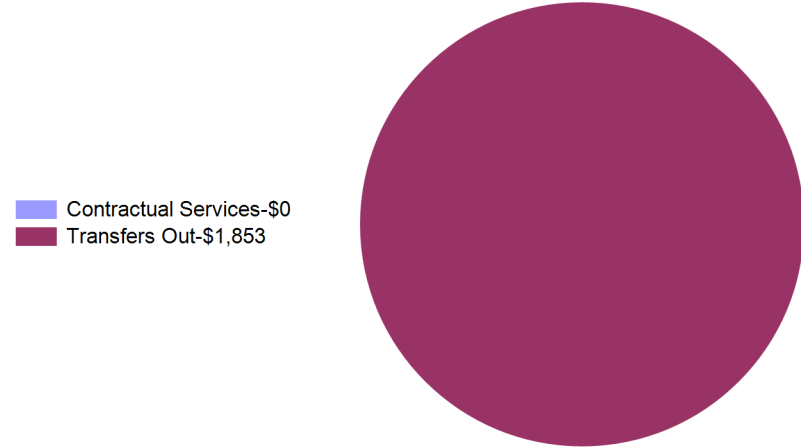
City of Casper, Wyoming
Opportunities Fund Summary of Revenues and Expenditures
For Fiscal Year 2024 as of September 30, 2023
25.00 % OF THE FISCAL YEAR HAS ELAPSED

The monthly financial statements reported this month are not inclusive of all year end entries. The amounts reported this month are subject to change as we finalize the prior fiscal year and complete the audit.

Year To Date Expenditures
\$2,416



Month To Date Expenditures
\$1,853



City of Casper, Wyoming
Capital Projects Fund Statement of Revenues and Expenditures
For Fiscal Year 2024 as of September 30, 2023
25.00 % OF THE FISCAL YEAR HAS ELAPSED

The monthly financial statements reported this month are not inclusive of all year end entries. The amounts reported this month are subject to change as we finalize the prior fiscal year and complete the audit.

	Revised Budget	Current Year To Date	Current Year % of Budget
Revenues:			
Intergovernmental	\$ 3,587,456	\$ -	0.00%
Misc Revenue	1,266,406	188,336	14.87%
Other Sources	25,467,886	274,502	1.08%
Total Revenues	\$ 30,321,748	\$ 462,838	1.53%
	Revised Budget	Current Year To Date	Current Year % of Budget
Expenditures:			
Materials & Supplies	\$ 478,574	\$ 10,760	2.25%
Contractual Services	607,511	9,433	1.55%
Capital Outlay	54,150,873	2,817,321	5.20%
Transfers Out	224,888	720	0.32%
Total Expenditures	\$ 55,461,846	\$ 2,838,234	5.12%
Net Revenue (Shortfall)	\$ (25,140,098)	\$ (2,375,396)	-3.59%

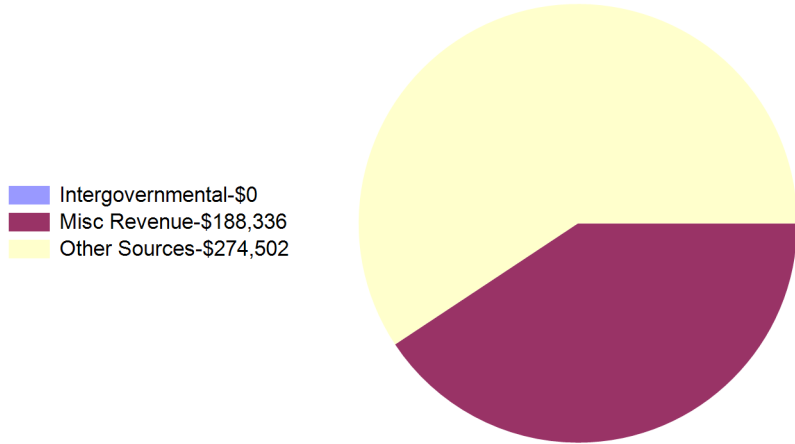
Capital Projects Fund Summary of Cash and Investments

Cash	\$ 1,540,041
Investments	26,424,223
	\$ 27,964,264


City of Casper, Wyoming
Capital Projects Fund Summary of Revenues and Expenditures
 For Fiscal Year 2024 as of September 30, 2023
 25.00 % OF THE FISCAL YEAR HAS ELAPSED

The monthly financial statements reported this month are not inclusive of all year end entries. The amounts reported this month are subject to change as we finalize the prior fiscal year and complete the audit.

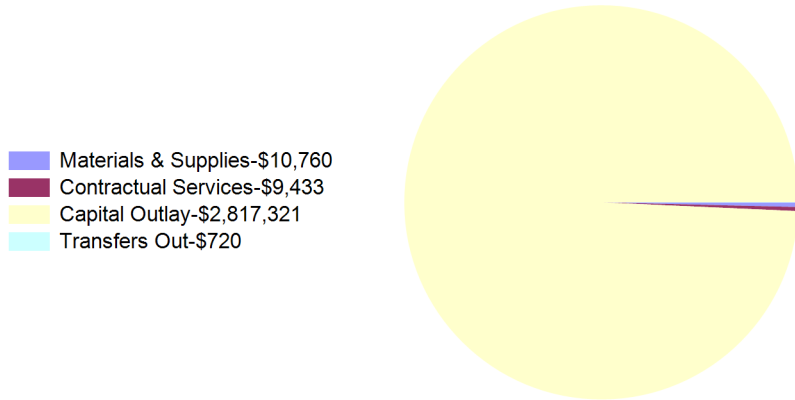
Year To Date Revenues
\$462,838



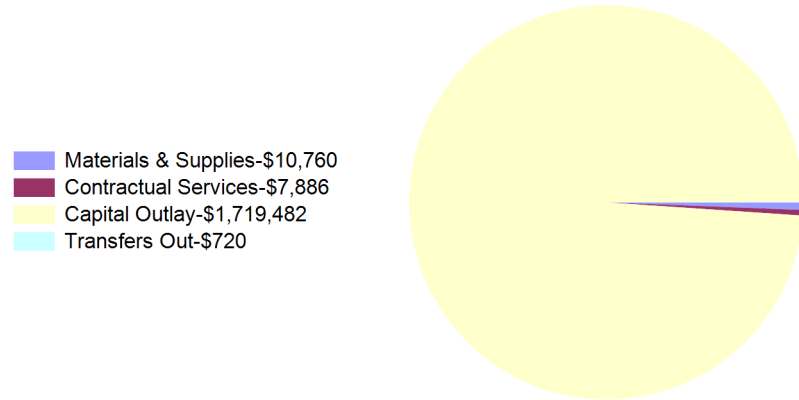
Month To Date Revenues
\$256,862



Year To Date Expenditures
\$2,838,234



Month To Date Expenditures
\$1,738,848



City of Casper, Wyoming
Capital-One Cent 17 Fund Statement of Revenues and Expenditures
For Fiscal Year 2024 as of September 30, 2023
25.00 % OF THE FISCAL YEAR HAS ELAPSED

The monthly financial statements reported this month are not inclusive of all year end entries. The amounts reported this month are subject to change as we finalize the prior fiscal year and complete the audit.

	<u>Revised Budget</u>	<u>Current Year To Date</u>	<u>Current Year % of Budget</u>
Revenues:			
Local Taxes	\$ 18,990,033	\$ 1,597,794	8.41%
Other Sources	7,800	-	0.00%
Total Revenues	\$ 18,997,833	\$ 1,597,794	8.41%

	<u>Revised Budget</u>	<u>Current Year To Date</u>	<u>Current Year % of Budget</u>
Expenditures:			
Capital Outlay	\$ 2,621,403	\$ -	0.00%
Transfers Out	2,609,036	477,014	18.28%
Other Costs	325,000	-	0.00%
Total Expenditures	\$ 5,555,439	\$ 477,014	8.59%
Net Revenue (Shortfall)	\$ 13,442,394	\$ 1,120,780	-0.18%

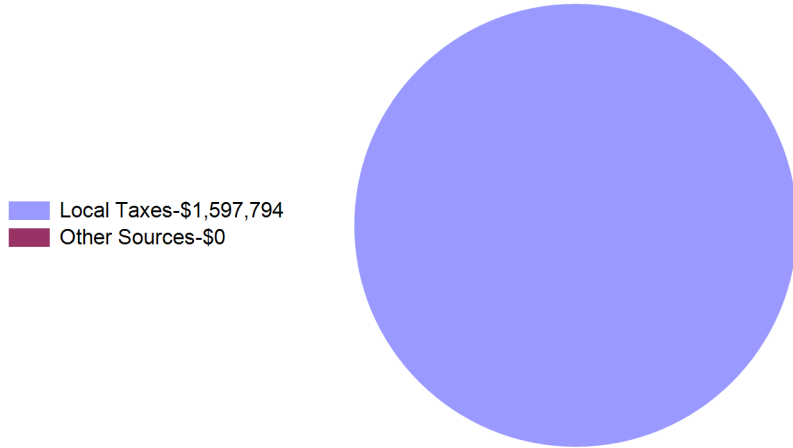
Capital-One Cent 17 Fund Summary of Cash and Investments

Cash	\$ 532,707
Investments	9,597,778
	<u>\$ 10,130,485</u>

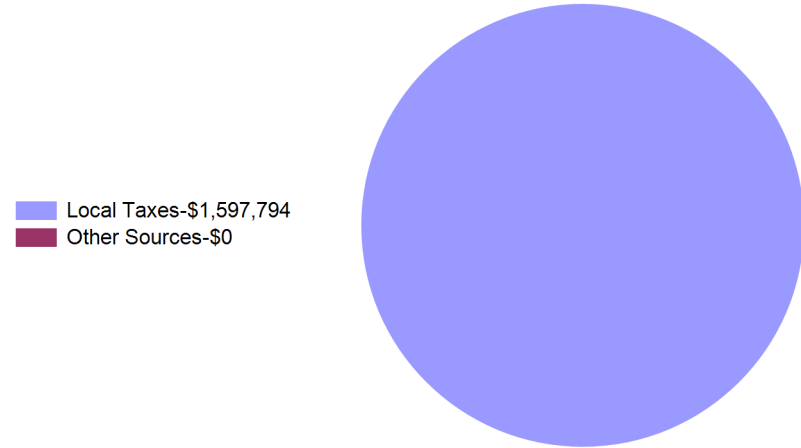
City of Casper, Wyoming
Capital-One Cent 17 Fund Summary of Revenues and Expenditures
For Fiscal Year 2024 as of September 30, 2023
25.00 % OF THE FISCAL YEAR HAS ELAPSED

The monthly financial statements reported this month are not inclusive of all year end entries. The amounts reported this month are subject to change as we finalize the prior fiscal year and complete the audit.

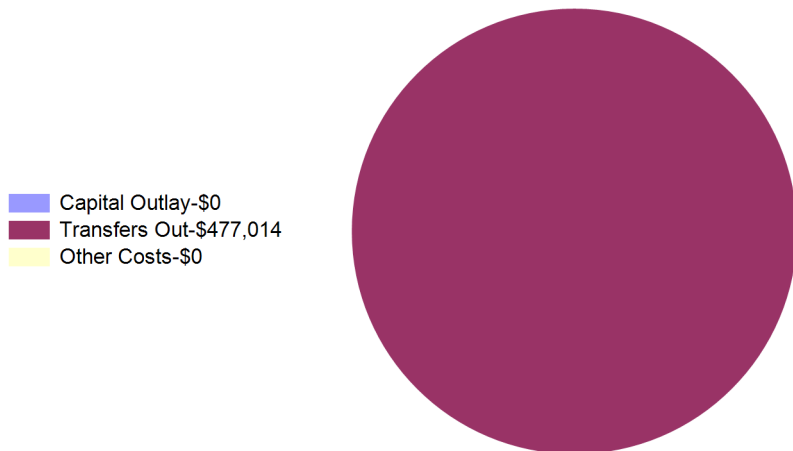
Year To Date Revenues
\$1,597,794



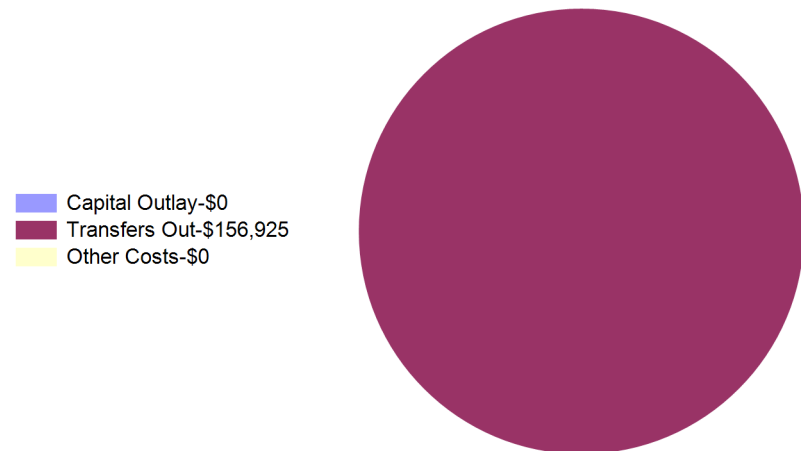
Month To Date Revenues
\$1,597,794



Year To Date Expenditures
\$477,014



Month To Date Expenditures
\$156,925



City of Casper, Wyoming
Utility Enterprise Funds Consolidated Balance Sheet
For Fiscal Year 2024 as of September 30, 2023
25.00 % OF THE FISCAL YEAR HAS ELAPSED

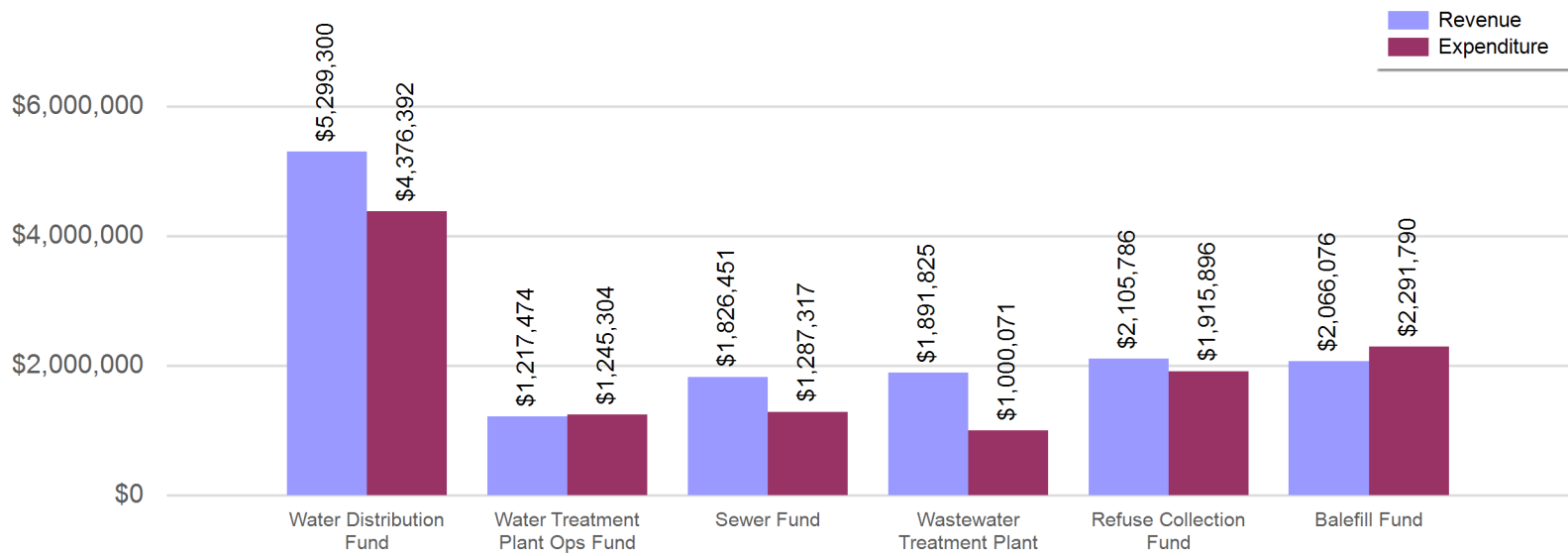
The monthly financial statements reported this month are not inclusive of all year end entries. The amounts reported this month are subject to change as we finalize the prior fiscal year and complete the audit.

	Water Distribution Fund	Water Treatment Plant Ops Fund	Sewer Fund	Wastewater Treatment Plant	Refuse Collection Fund	Balefill Fund
ASSETS						
Current Assets						
Cash	493,481	(369,009)	702,451	1,066,488	536,803	187,561
Investments	23,677,523		8,582,780	12,389,197	4,169,481	7,293,649
Market Adjustments	-		-	-	-	-
Inventory	498,503			65,494		19,950
Grants Receivable				-		-
Accounts Receivable	1,275,383	558,760	541,029	635,543	507,138	270,049
Clearing	55,951					
Prepaid Expenses	6,097			1,448	4,328	5,902
Lease Receivable - Short Term	8,584					
Total Current Assets	26,015,521	189,750	9,826,260	14,158,170	5,217,750	7,777,112
Capital Assets						
Land, Buildings & Improvements	101,328,757		31,382,210	84,654,088	5,212,769	43,841,913
Equipment	5,721,644		2,108,327	8,037,512	8,030,476	10,252,857
Accumulated Depreciation	(45,903,870)		(22,292,257)	(54,721,556)	(5,099,275)	(21,491,548)
Total Capital Assets	61,146,530		11,198,280	37,970,044	8,143,969	32,603,221
Non-Current Assets						
Lease Receivable - Long Term	254,214					
Total Assets	87,416,265	189,750	21,024,540	52,128,214	13,361,719	40,380,333
DEFERRED OUTFLOWS OF RESOURCES						
Total Deferred Outflows Of Resources	1,320,202	689,445	468,902	945,355	1,588,708	1,305,287
LIABILITIES						
Current Liabilities						
Accounts Payable	241,189	226,834	55,549	608,704	212,698	470,236
Accrued Wages and Benefits Payable	(476)	431	-	(900)	(1,736)	167
Interest Payable	56,982			59,699		99,566
Customer Deposits	59,300					
Total Current Liabilities	356,995	227,265	55,549	667,503	210,961	569,968
Non-Current Liabilities						
Notes Payable	2,826,285			13,475,860		5,328,058
Closure & Post Closure Costs						8,529,544
Accrued Comp ABS	115,666	44,601	35,283	78,941	116,259	127,810
Net Pension Liability	2,011,937	1,008,810	770,106	1,403,809	2,432,512	2,000,571
Net OPEB Liability	85,685	48,402	25,587	64,575	102,118	83,725
Total Non-Current Liabilities	5,039,573	1,101,813	830,976	15,023,185	2,650,889	16,069,708
Total Liabilities	5,396,568	1,329,078	886,525	15,690,688	2,861,850	16,639,676
DEFERRED INFLOWS OF RESOURCES						
Total Deferred Inflows Of Resources	870,985	314,235	235,381	436,172	751,925	618,302
NET POSITION						
Net Investment in Capital Assets	58,583,043		11,198,280	24,494,184	8,143,969	27,275,163
Unrestricted	23,885,871	(764,118)	9,173,257	12,452,525	3,192,684	(2,847,521)
Total Net Position	82,468,914	(764,118)	20,371,537	36,946,709	11,336,652	24,427,642

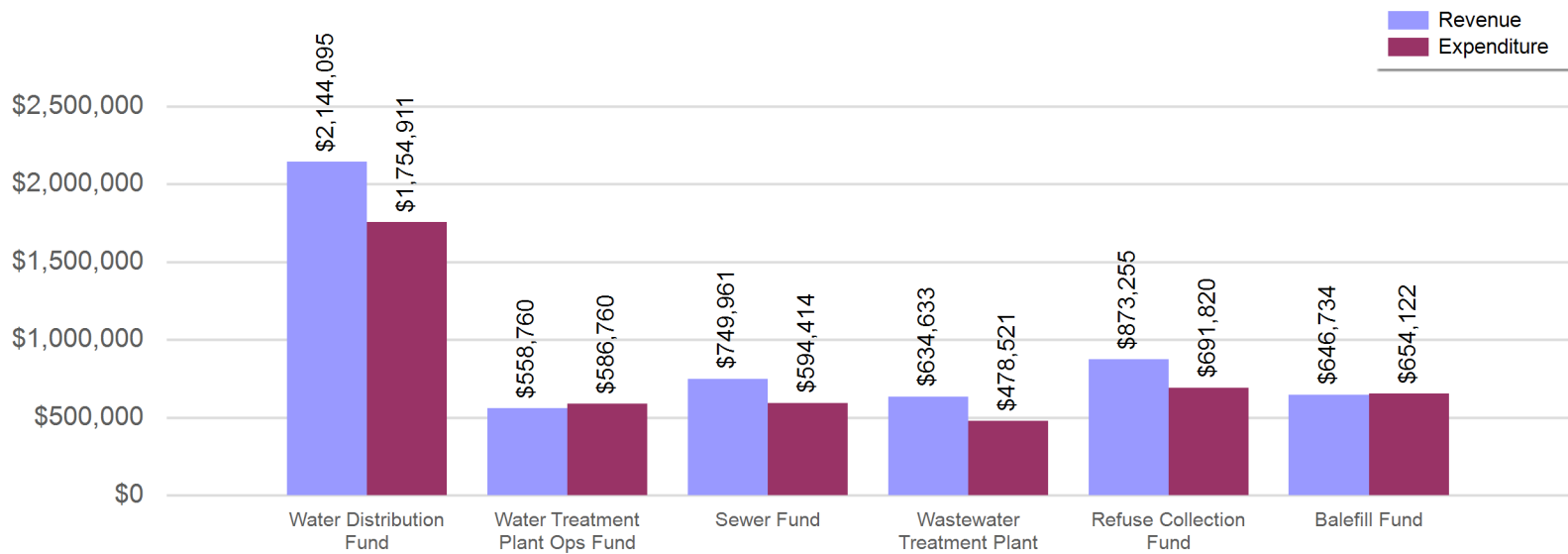
City of Casper, Wyoming
Utility Enterprise Funds Revenue and Expenditure Comparison
 For Fiscal Year 2024 as of September 30, 2023
 25.00 % OF THE FISCAL YEAR HAS ELAPSED

The monthly financial statements reported this month are not inclusive of all year end entries. The amounts reported this month are subject to change as we finalize the prior fiscal year and complete the audit.

Utility Enterprise Funds YTD Revenue and Expenditure Comparison



Utility Enterprise Funds MTD Revenue and Expenditure Comparison



City of Casper, Wyoming
Water Distribution Fund Statement of Revenues and Expenditures
For Fiscal Year 2024 as of September 30, 2023
25.00 % OF THE FISCAL YEAR HAS ELAPSED

The monthly financial statements reported this month are not inclusive of all year end entries. The amounts reported this month are subject to change as we finalize the prior fiscal year and complete the audit.

	Revised Budget	Current Year To Date	Current Year % of Budget
Revenues:			
Goods and Svcs Rev	\$ 13,835,685	\$ 4,758,837	34.40%
Misc Revenue	483,363	147,465	30.51%
Utility Revenue	874,000	206,384	23.61%
Other Sources	716,390	186,614	26.05%
Total Revenues	\$ 15,909,438	\$ 5,299,300	33.31%
	Revised Budget	Current Year To Date	Current Year % of Budget
Expenditures:			
Personnel Services	\$ 2,545,023	\$ 575,990	22.63%
Materials & Supplies	9,104,057	2,569,855	28.23%
Contractual Services	1,750,446	370,455	21.16%
Capital Outlay	10,169,230	249,430	2.45%
Debt Service	656,714	562,781	85.70%
Transfers Out	5,989	717	11.98%
Other Costs	210,708	44,019	20.89%
Utility Expense	27,200	3,145	11.56%
Total Expenditures	\$ 24,469,367	\$ 4,376,392	17.89%
Net Revenue (Shortfall)	\$ (8,559,929)	\$ 922,908	15.42%

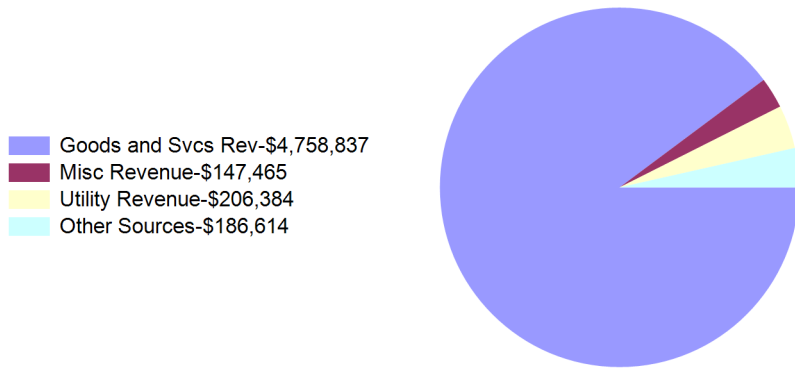
Water Distribution Fund Summary of Cash and Investments

Cash	\$ 493,481
Investments	23,677,523
	\$ 24,171,004

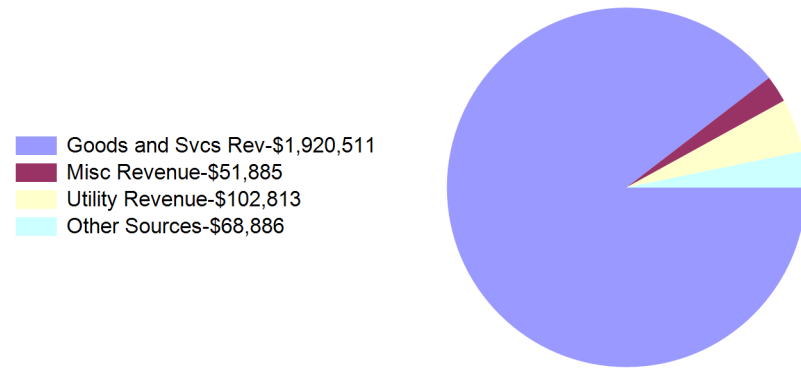
City of Casper, Wyoming
Water Distribution Fund Summary of Revenues and Expenditures
 For Fiscal Year 2024 as of September 30, 2023
 25.00 % OF THE FISCAL YEAR HAS ELAPSED

The monthly financial statements reported this month are not inclusive of all year end entries. The amounts reported this month are subject to change as we finalize the prior fiscal year and complete the audit.

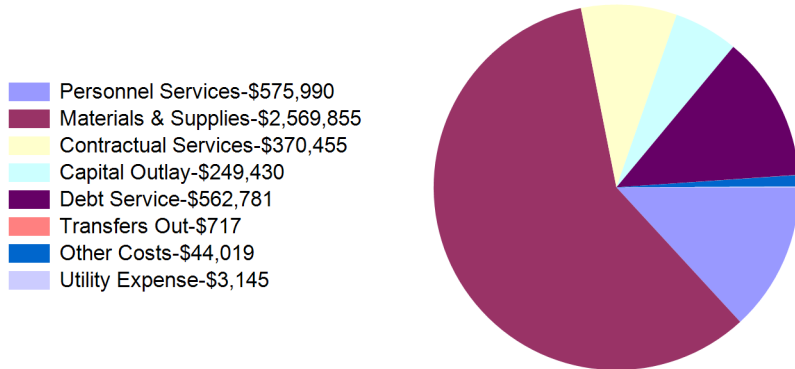
Year To Date Revenues
\$5,299,300



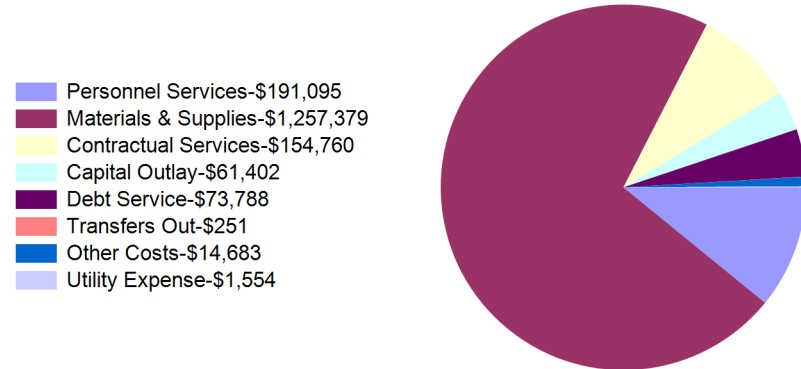
Month To Date Revenues
\$2,144,095



Year To Date Expenditures
\$4,376,392



Month To Date Expenditures
\$1,754,911



City of Casper, Wyoming
Water Treatment Plant Ops Fund Statement of Revenues and Expenditures
For Fiscal Year 2024 as of September 30, 2023
25.00 % OF THE FISCAL YEAR HAS ELAPSED

The monthly financial statements reported this month are not inclusive of all year end entries. The amounts reported this month are subject to change as we finalize the prior fiscal year and complete the audit.

	Revised Budget	Current Year To Date	Current Year % of Budget
Revenues:			
Intergovernmental	\$ 4,344,283	\$ 1,217,474	28.02%
Total Revenues	\$ 4,344,283	\$ 1,217,474	28.02%
	Revised Budget	Current Year To Date	Current Year % of Budget
Expenditures:			
Personnel Services	\$ 1,274,037	\$ 276,621	21.71%
Materials & Supplies	2,575,300	863,923	33.55%
Contractual Services	397,623	97,582	24.54%
Other Costs	34,623	6,633	19.16%
Utility Expense	62,700	544	0.87%
Total Expenditures	\$ 4,344,283	\$ 1,245,304	28.67%
Net Revenue (Shortfall)	\$ -	\$ (27,830)	-0.64%

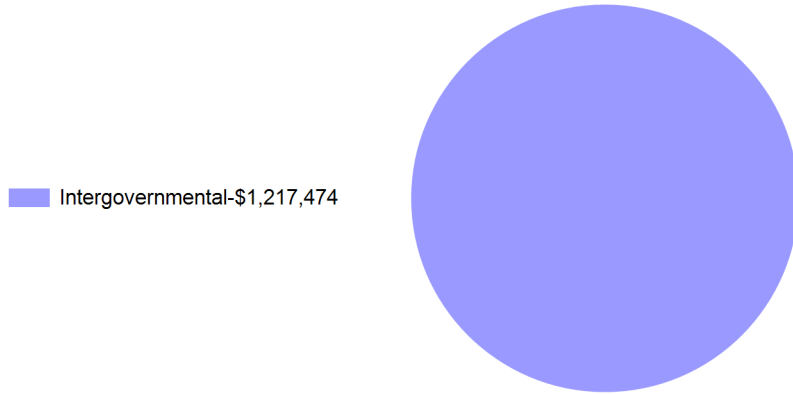
Water Treatment Plant Ops Fund Summary of Cash and Investments

Cash	\$ (369,009)
Investments	-
	\$ (369,009)

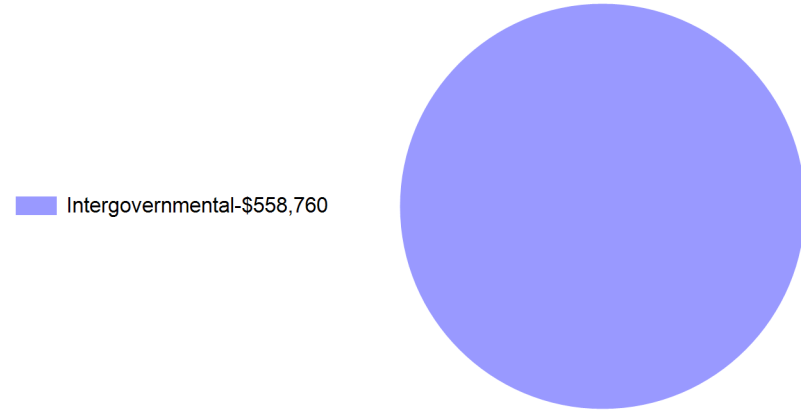
City of Casper, Wyoming
Water Treatment Plant Ops Summary of Revenues and Expenditures
 For Fiscal Year 2024 as of September 30, 2023
 25.00 % OF THE FISCAL YEAR HAS ELAPSED

The monthly financial statements reported this month are not inclusive of all year end entries. The amounts reported this month are subject to change as we finanlize the prior fiscal year and complete the audit.

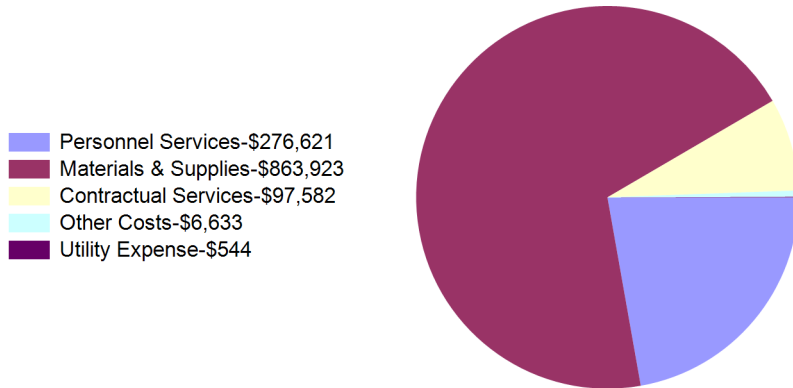
Year To Date Revenues
\$1,217,474



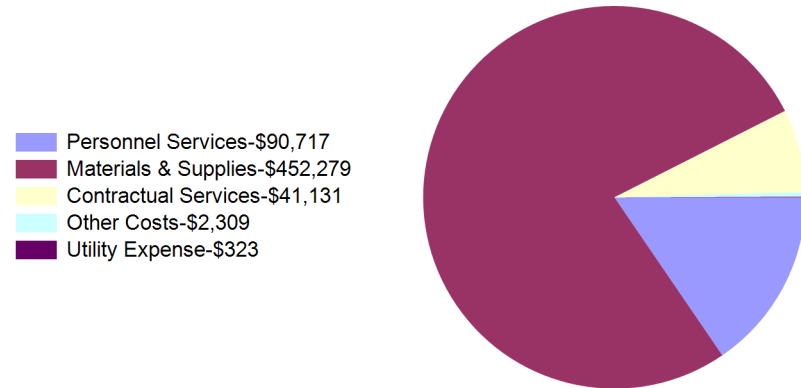
Month To Date Revenues
\$558,760



Year To Date Expenditures
\$1,245,304



Month To Date Expenditures
\$586,760



City of Casper, Wyoming
Sewer Fund Statement of Revenues and Expenditures
For Fiscal Year 2024 as of September 30, 2023
25.00 % OF THE FISCAL YEAR HAS ELAPSED

The monthly financial statements reported this month are not inclusive of all year end entries. The amounts reported this month are subject to change as we finalize the prior fiscal year and complete the audit.

	<u>Revised Budget</u>	<u>Current Year To Date</u>	<u>Current Year % of Budget</u>
Revenues:			
Goods and Svcs Rev	\$ 7,780,599	\$ 1,722,015	22.13%
Misc Revenue	155,089	47,966	30.93%
Utility Revenue	40,000	6,373	15.93%
Other Sources	170,321	50,097	29.41%
Total Revenues	\$ 8,146,009	\$ 1,826,451	22.42%

	<u>Revised Budget</u>	<u>Current Year To Date</u>	<u>Current Year % of Budget</u>
Expenditures:			
Personnel Services	\$ 933,563	\$ 211,568	22.66%
Materials & Supplies	99,600	16,319	16.38%
Contractual Services	420,590	96,967	23.05%
Capital Outlay	4,144,709	16,393	0.40%
Transfers Out	292	717	245.71%
Other Costs	54,556	6,608	12.11%
Utility Expense	5,907,086	938,744	15.89%
Total Expenditures	\$ 11,560,396	\$ 1,287,317	11.14%
Net Revenue (Shortfall)	\$ (3,414,387)	\$ 539,134	11.29%

Sewer Fund Summary of Cash and Investments

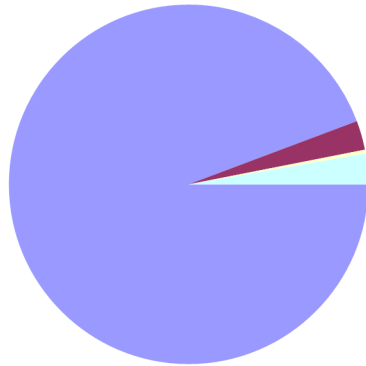
Cash	\$ 702,451
Investments	8,582,780
	<u>\$ 9,285,231</u>

City of Casper, Wyoming
Sewer Fund Summary of Revenues and Expenditures
For Fiscal Year 2024 as of September 30, 2023
25.00 % OF THE FISCAL YEAR HAS ELAPSED

The monthly financial statements reported this month are not inclusive of all year end entries. The amounts reported this month are subject to change as we finalize the prior fiscal year and complete the audit.

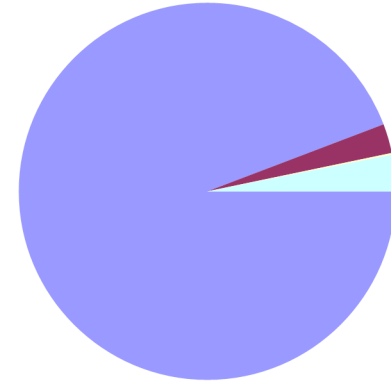
Year To Date Revenues
\$1,826,451

- Goods and Svcs Rev-\$1,722,015
- Misc Revenue-\$47,966
- Utility Revenue-\$6,373
- Other Sources-\$50,097



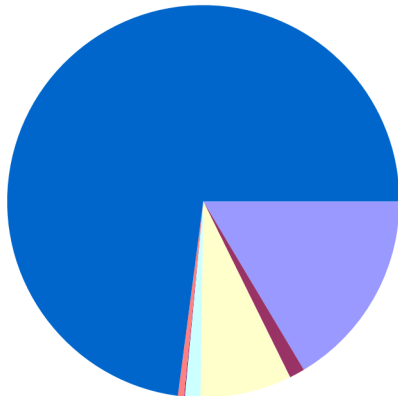
Month To Date Revenues
\$749,961

- Goods and Svcs Rev-\$706,603
- Misc Revenue-\$18,850
- Utility Revenue-\$1,128
- Other Sources-\$23,380



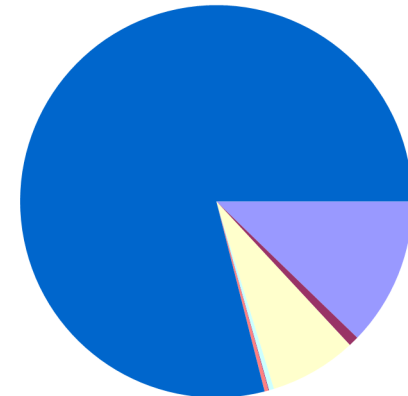
Year To Date Expenditures
\$1,287,317

- Personnel Services-\$211,568
- Materials & Supplies-\$16,319
- Contractual Services-\$96,967
- Capital Outlay-\$16,393
- Transfers Out-\$717
- Other Costs-\$6,608
- Utility Expense-\$938,744



Month To Date Expenditures
\$594,414

- Personnel Services-\$72,722
- Materials & Supplies-\$5,026
- Contractual Services-\$42,676
- Capital Outlay-\$2,450
- Transfers Out-\$251
- Other Costs-\$1,931
- Utility Expense-\$469,359



City of Casper, Wyoming
Wastewater Treatment Plant Fund Statement of Revenues and Expenditures
For Fiscal Year 2024 as of September 30, 2023
25.00 % OF THE FISCAL YEAR HAS ELAPSED

The monthly financial statements reported this month are not inclusive of all year end entries. The amounts reported this month are subject to change as we finalize the prior fiscal year and complete the audit.

	<u>Revised Budget</u>	<u>Current Year To Date</u>	<u>Current Year % of Budget</u>
Revenues:			
Intergovernmental	\$ 9,967,708	\$ 1,636,719	16.42%
Misc Revenue	239,884	66,419	27.69%
Utility Revenue	630,000	188,688	29.95%
Total Revenues	\$ 10,837,592	\$ 1,891,825	17.46%

	<u>Revised Budget</u>	<u>Current Year To Date</u>	<u>Current Year % of Budget</u>
Expenditures:			
Personnel Services	\$ 1,694,252	\$ 385,235	22.74%
Materials & Supplies	1,434,200	163,883	11.43%
Contractual Services	799,632	179,897	22.50%
Capital Outlay	7,512,861	114,194	1.52%
Debt Service	846,297	86,361	10.20%
Other Costs	249,772	60,770	24.33%
Utility Expense	77,000	9,733	12.64%
Total Expenditures	\$ 12,614,014	\$ 1,000,071	7.93%
Net Revenue (Shortfall)	\$ (1,776,422)	\$ 891,754	9.53%

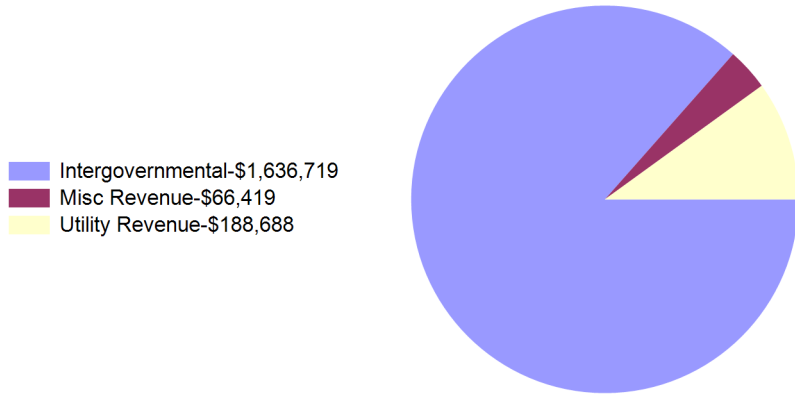
Wastewater Treatment Plant Fund Summary of Cash and Investments

Cash	\$ 1,066,488
Investments	12,389,197
	<u>\$ 13,455,684</u>

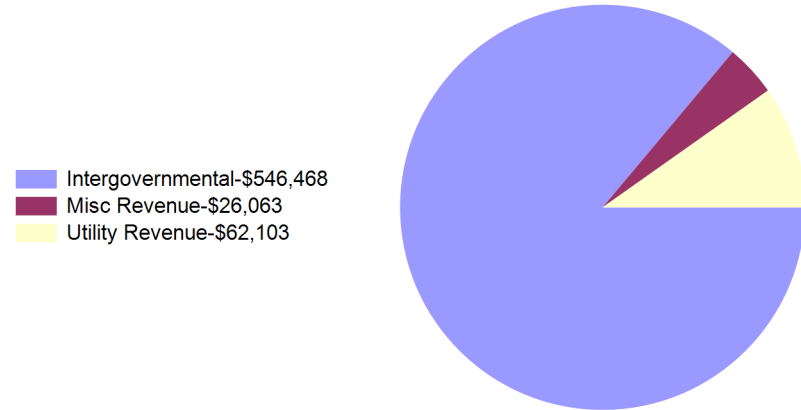
City of Casper, Wyoming
Sewer Fund Summary of Revenues and Expenditures
 For Fiscal Year 2024 as of September 30, 2023
 25.00 % OF THE FISCAL YEAR HAS ELAPSED

The monthly financial statements reported this month are not inclusive of all year end entries. The amounts reported this month are subject to change as we finalize the prior fiscal year and complete the audit.

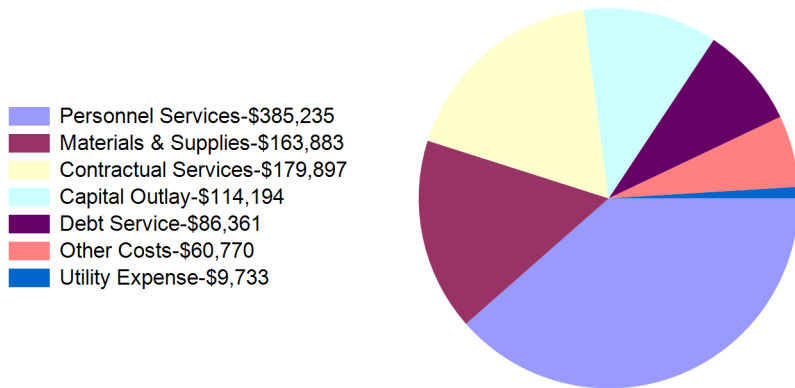
Year To Date Revenues
\$1,891,825



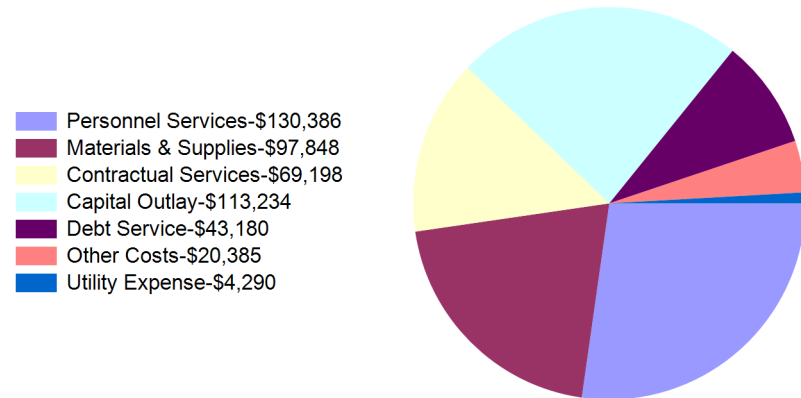
Month To Date Revenues
\$634,633



Year To Date Expenditures
\$1,000,071



Month To Date Expenditures
\$478,521



City of Casper, Wyoming
Refuse Collection Fund Statement of Revenues and Expenditures
For Fiscal Year 2024 as of September 30, 2023
25.00 % OF THE FISCAL YEAR HAS ELAPSED

The monthly financial statements reported this month are not inclusive of all year end entries. The amounts reported this month are subject to change as we finalize the prior fiscal year and complete the audit.

	Revised Budget	Current Year To Date	Current Year % of Budget
Revenues:			
Misc Revenue	\$ 69,978	\$ 21,917	31.32%
Utility Revenue	10,635,050	2,073,847	19.50%
Other Sources	10,022	10,022	100.00%
Total Revenues	\$ 10,715,050	\$ 2,105,786	19.65%
Expenditures:			
Personnel Services	\$ 2,749,165	\$ 615,979	22.41%
Materials & Supplies	714,302	146,282	20.48%
Contractual Services	4,360,111	1,090,779	25.02%
Capital Outlay	4,185,964	10,866	0.26%
Transfers Out	25,000	25,000	100.00%
Other Costs	124,968	26,541	21.24%
Utility Expense	3,000	450	15.00%
Total Expenditures	\$ 12,162,510	\$ 1,915,896	15.75%
Net Revenue (Shortfall)	\$ (1,447,460)	\$ 189,891	3.90%

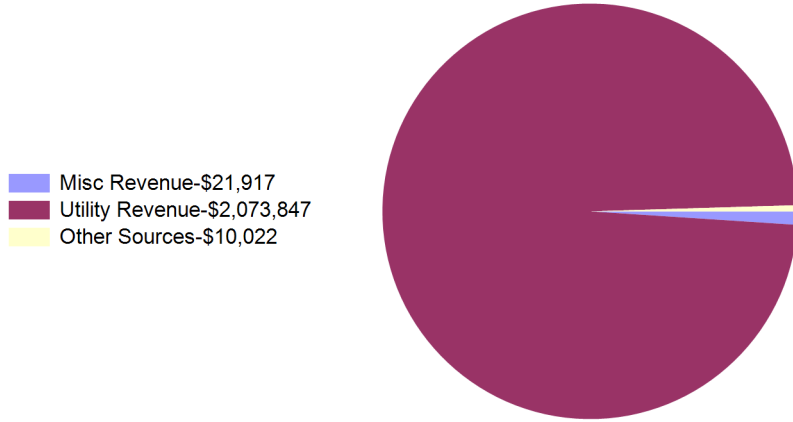
Refuse Collection Fund Summary of Cash and Investments

Cash	\$ 536,803
Investments	4,169,481
	\$ 4,706,285

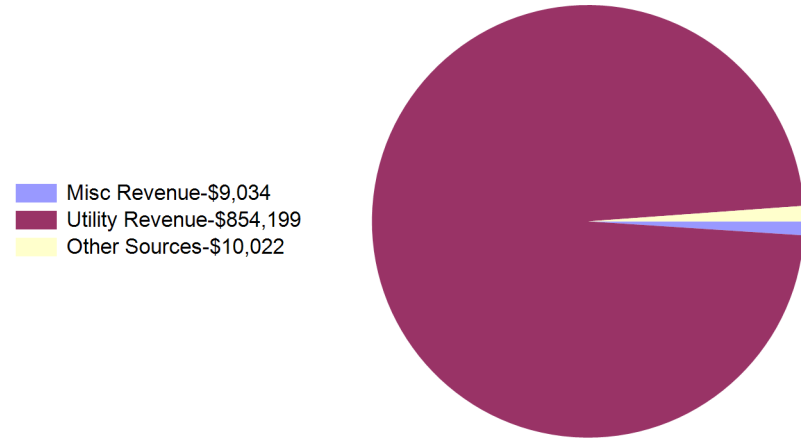
City of Casper, Wyoming
Refuse Collection Fund Summary of Revenues and Expenditures
For Fiscal Year 2024 as of September 30, 2023
25.00 % OF THE FISCAL YEAR HAS ELAPSED

The monthly financial statements reported this month are not inclusive of all year end entries. The amounts reported this month are subject to change as we finalize the prior fiscal year and complete the audit.

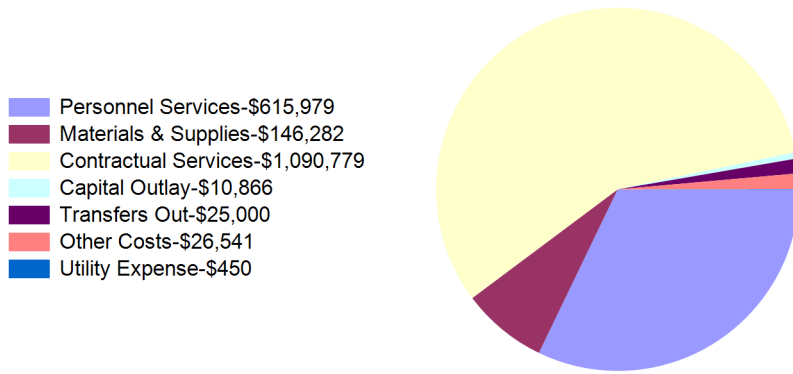
Year To Date Revenues
\$2,105,786



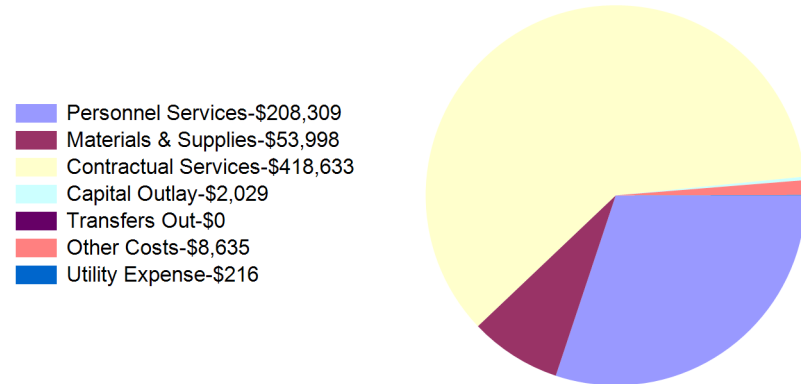
Month To Date Revenues
\$873,255



Year To Date Expenditures
\$1,915,896



Month To Date Expenditures
\$691,820



City of Casper, Wyoming
Balefill Fund Statement of Revenues and Expenditures
For Fiscal Year 2024 as of September 30, 2023
25.00 % OF THE FISCAL YEAR HAS ELAPSED

The monthly financial statements reported this month are not inclusive of all year end entries. The amounts reported this month are subject to change as we finalize the prior fiscal year and complete the audit.

	Revised Budget	Current Year To Date	Current Year % of Budget
Revenues:			
Intergovernmental	\$ 955,140	\$ -	0.00%
Goods and Svcs Rev	266,100	125,943	47.33%
Misc Revenue	276,588	54,375	19.66%
Utility Revenue	6,629,900	1,885,757	28.44%
Total Revenues	\$ 8,127,728	\$ 2,066,076	25.42%
	Revised Budget	Current Year To Date	Current Year % of Budget
Expenditures:			
Personnel Services	\$ 2,634,229	\$ 590,537	22.42%
Materials & Supplies	1,567,552	191,270	12.20%
Contractual Services	2,744,377	412,931	15.05%
Capital Outlay	4,555,127	680,279	14.93%
Debt Service	482,346	342,174	70.94%
Transfers Out	10,000	10,000	100.00%
Other Costs	246,929	56,014	22.68%
Utility Expense	22,550	8,585	38.07%
Total Expenditures	\$ 12,263,110	\$ 2,291,790	18.69%
Net Revenue (Shortfall)	\$ (4,135,381)	\$ (225,714)	6.73%


Balefill Fund Summary of Cash and Investments

Cash	\$ 187,561
Investments	7,293,649
	\$ 7,481,210


City of Casper, Wyoming
Balefill Fund Summary of Revenues and Expenditures
For Fiscal Year 2024 as of September 30, 2023
25.00 % OF THE FISCAL YEAR HAS ELAPSED

The monthly financial statements reported this month are not inclusive of all year end entries. The amounts reported this month are subject to change as we finanlize the prior fiscal year and complete the audit.

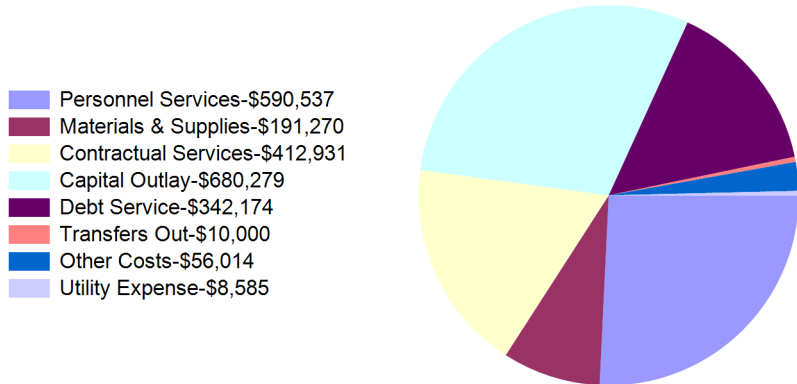
Year To Date Revenues
\$2,066,076



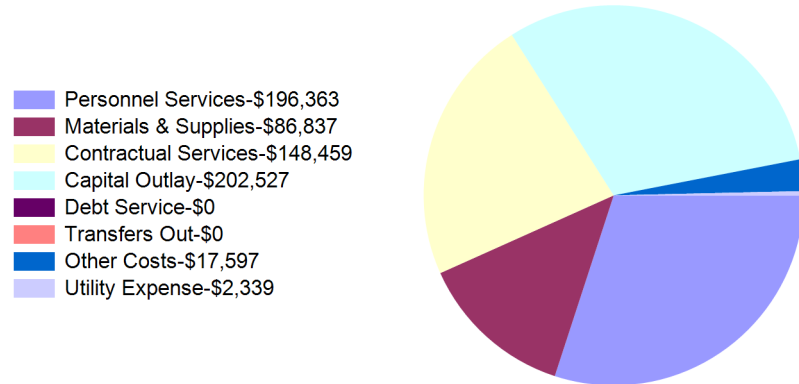
Month To Date Revenues
\$646,734



Year To Date Expenditures
\$2,291,790



Month To Date Expenditures
\$654,122



City of Casper, Wyoming
Parks & Recreation Enterprise Funds Consolidated Balance Sheet
For Fiscal Year 2024 as of September 30, 2023
25.00 % OF THE FISCAL YEAR HAS ELAPSED

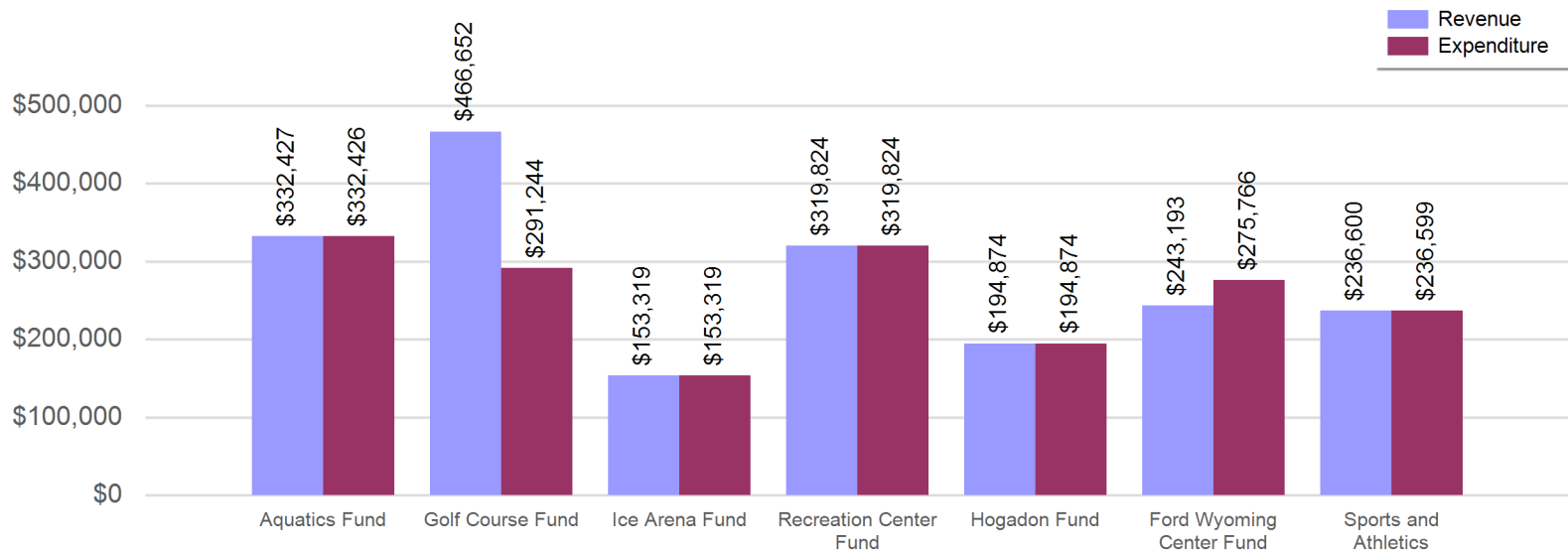
The monthly financial statements reported this month are not inclusive of all year end entries. The amounts reported this month are subject to change as we finalize the prior fiscal year and complete the audit.

	Aquatics Fund	Golf Course Fund	Ice Arena Fund	Recreation Center Fund	Hogadon Fund	Ford Wyoming Center Fund	Sports and Athletics
ASSETS							
Current Assets							
Cash	15,362	773,611	(4,306)	138,625	(47,765)	1,357,618	(479)
Inventory		35,273			20,495		
Grants Receivable							-
Accounts Receivable		2,811	10,582	623	40,238		-
Lease Receivable - Short Term		23,792				15,119	
Total Current Assets	15,362	835,487	6,275	139,248	12,969	1,372,737	(479)
Capital Assets							
Land, Buildings & Improvements	14,432,867	7,097,801	5,328,515	7,333,709	10,372,812	34,200,275	
Equipment	47,801	1,272,125	302,111	387,647	2,329,091	1,755,264	
Accumulated Depreciation	(3,990,239)	(5,495,973)	(2,123,904)	(5,122,466)	(4,189,634)	(23,706,318)	
Total Capital Assets	10,490,430	2,873,954	3,506,722	2,598,890	8,512,269	12,249,221	
Non-Current Assets							
Lease Receivable - Long Term						148,351	
Total Assets	10,505,791	3,709,440	3,512,998	2,738,138	8,525,237	13,770,309	(479)
DEFERRED OUTFLOWS OF RESOURCES							
Total Deferred Outflows Of Resources	121,692	217,311	100,726	294,573	260,205		
LIABILITIES							
Current Liabilities							
Accounts Payable	15,361	20,794	6,311	26,386	12,969	1,333,074	11,215
Accrued Wages and Benefits Payable	-	-	(36)	82	-		(11,694)
Deferred Revenue		936		112,781			
Total Current Liabilities	15,361	21,730	6,275	139,248	12,969	1,333,074	(479)
Non-Current Liabilities							
Accrued Comp ABS	15,654	20,647	6,699	22,755	20,085		-
Net Pension Liability	221,654	375,107	159,136	463,200	394,999		
Net OPEB Liability	4,738	10,269	6,046	17,872	17,023		
Total Non-Current Liabilities	242,046	406,023	171,881	503,828	432,107		-
Total Liabilities	257,408	427,753	178,156	643,076	445,076	1,333,074	(479)
DEFERRED INFLOWS OF RESOURCES							
Total Deferred Inflows Of Resources	66,708	137,467	48,940	142,559	122,274	155,924	
NET POSITION							
Net Investment in Capital Assets	10,490,430	2,897,745	3,506,722	2,598,890	8,512,269	12,412,691	
Unrestricted	(187,062)	463,787	(120,095)	(351,813)	(294,177)	(131,380)	1
Total Net Position	10,303,368	3,361,532	3,386,628	2,247,077	8,218,092	12,281,311	1

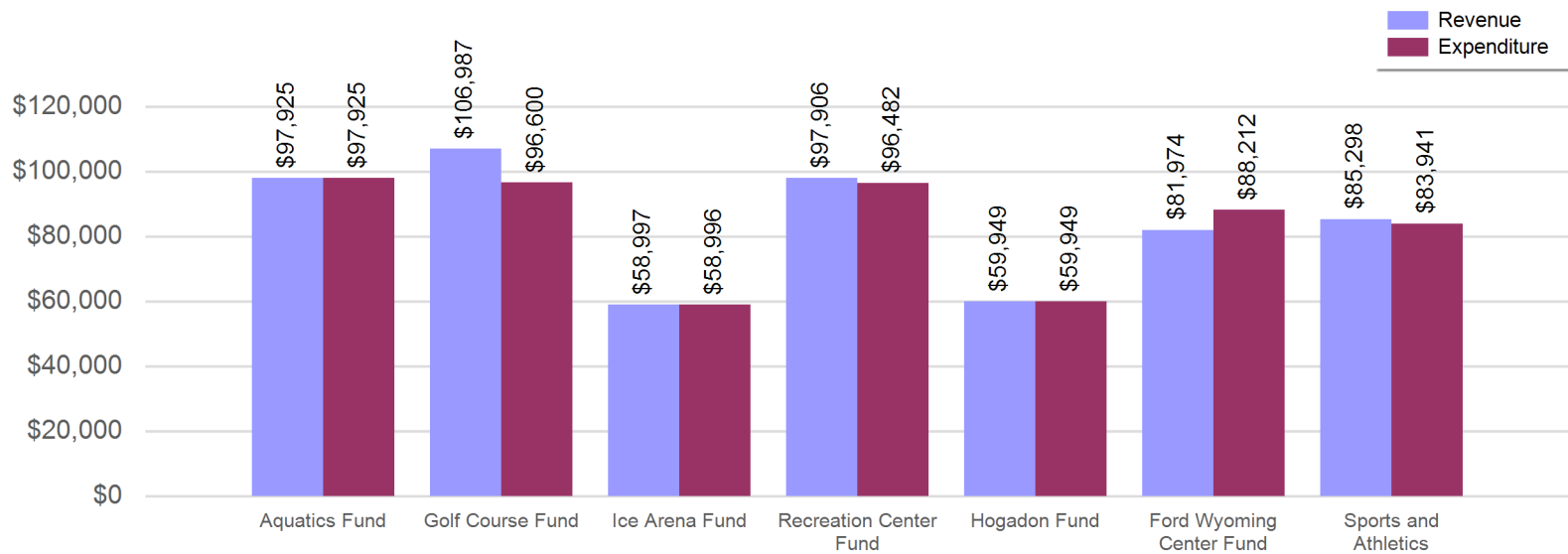
City of Casper, Wyoming
Parks & Recreation Enterprise Funds Revenue and Expenditure Comparison
 For Fiscal Year 2024 as of September 30, 2023
 25.00 % OF THE FISCAL YEAR HAS ELAPSED

The monthly financial statements reported this month are not inclusive of all year end entries. The amounts reported this month are subject to change as we finalize the prior fiscal year and complete the audit.

Parks & Recreation Enterprise Funds YTD Revenue and Expenditure Comparison



Parks & Recreation Enterprise Funds MTD Revenue and Expenditure Comparison



City of Casper, Wyoming
Aquatics Fund Statement of Revenues and Expenditures
For Fiscal Year 2024 as of September 30, 2023
25.00 % OF THE FISCAL YEAR HAS ELAPSED

The monthly financial statements reported this month are not inclusive of all year end entries. The amounts reported this month are subject to change as we finalize the prior fiscal year and complete the audit.

	Revised Budget	Current Year To Date	Current Year % of Budget
Revenues:			
Goods and Svcs Rev	\$ 581,662	\$ 133,109	22.88%
Misc Revenue	70,650	7,599	10.76%
Other Sources	528,854	191,719	36.25%
Total Revenues	\$ 1,181,166	\$ 332,427	28.14%
Expenditures:			
Personnel Services	\$ 603,325	\$ 188,189	31.19%
Materials & Supplies	268,396	55,836	20.80%
Contractual Services	226,977	57,412	25.29%
Other Costs	60,918	13,939	22.88%
Utility Expense	21,550	17,051	79.12%
Total Expenditures	\$ 1,181,166	\$ 332,426	28.14%
Net Revenue (Shortfall)	\$ -	\$ -	0.00%
Cost Recovery	42.33 %		

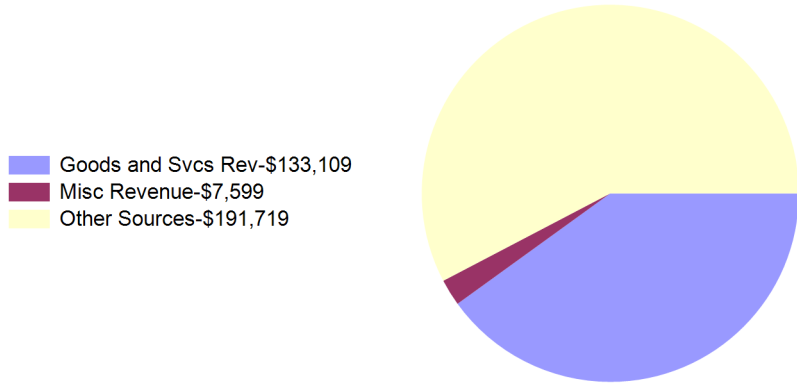
Aquatics Fund Summary of Cash and Investments

Cash	\$ 15,362
Investments	-
	\$ 15,362


City of Casper, Wyoming
Aquatics Fund Summary of Revenues and Expenditures
 For Fiscal Year 2024 as of September 30, 2023
 25.00 % OF THE FISCAL YEAR HAS ELAPSED

The monthly financial statements reported this month are not inclusive of all year end entries. The amounts reported this month are subject to change as we finalize the prior fiscal year and complete the audit.

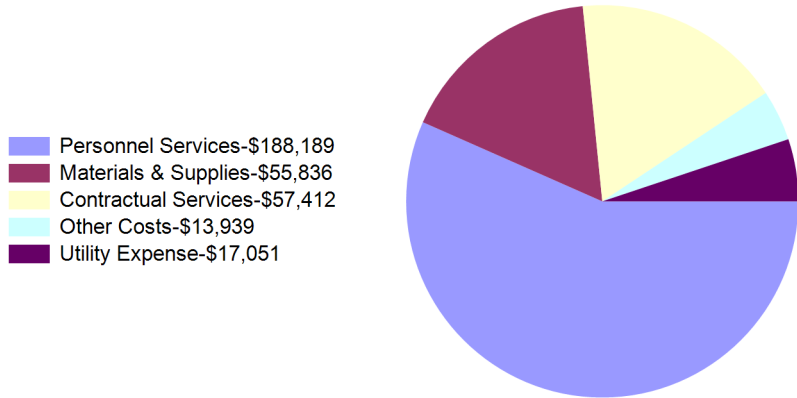
Year To Date Revenues
\$332,427



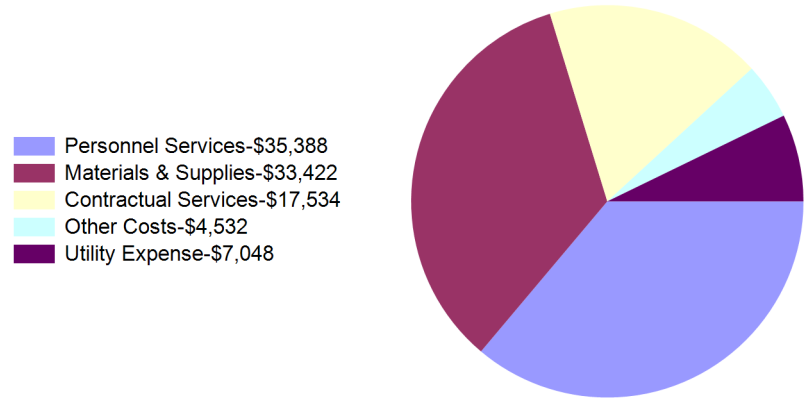
Month To Date Revenues
\$97,925



Year To Date Expenditures
\$332,426



Month To Date Expenditures
\$97,925



City of Casper, Wyoming
Golf Fund Statement of Revenues and Expenditures
For Fiscal Year 2024 as of September 30, 2023
25.00 % OF THE FISCAL YEAR HAS ELAPSED

The monthly financial statements reported this month are not inclusive of all year end entries. The amounts reported this month are subject to change as we finalize the prior fiscal year and complete the audit.

	Revised Budget	Current Year To Date	Current Year % of Budget
Revenues:			
Goods and Svcs Rev	\$ 793,000	\$ 293,167	36.97%
Misc Revenue	321,000	173,485	54.05%
Total Revenues	\$ 1,114,000	\$ 466,652	41.89%
	Revised Budget	Current Year To Date	Current Year % of Budget
Expenditures:			
Personnel Services	\$ 562,178	\$ 179,506	31.93%
Materials & Supplies	184,848	50,403	27.27%
Contractual Services	146,545	48,926	33.39%
Capital Outlay	122,900	-	0.00%
Other Costs	42,281	7,413	17.53%
Utility Expense	23,000	4,996	21.72%
Total Expenditures	\$ 1,081,752	\$ 291,244	26.92%
Net Revenue (Shortfall)	\$ 32,248	\$ 175,408	14.97%

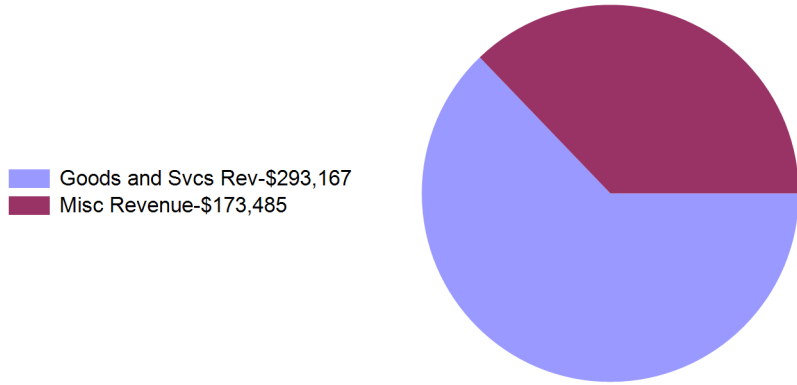
Golf Fund Summary of Cash and Investments

Cash	\$ 773,611
Investments	-
	\$ 773,611

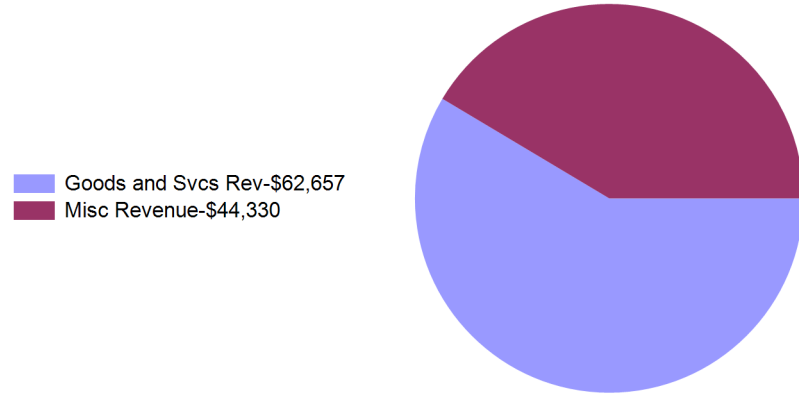
City of Casper, Wyoming
Golf Fund Summary of Revenues and Expenditures
 For Fiscal Year 2024 as of September 30, 2023
 25.00 % OF THE FISCAL YEAR HAS ELAPSED

The monthly financial statements reported this month are not inclusive of all year end entries. The amounts reported this month are subject to change as we finanlize the prior fiscal year and complete the audit.

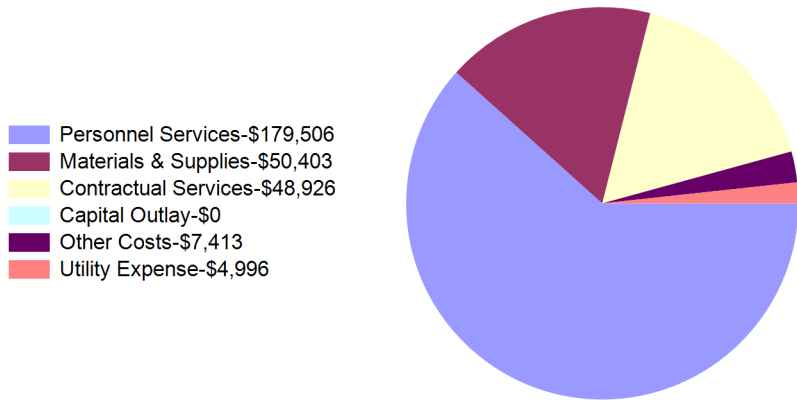
Year To Date Revenues
\$466,652



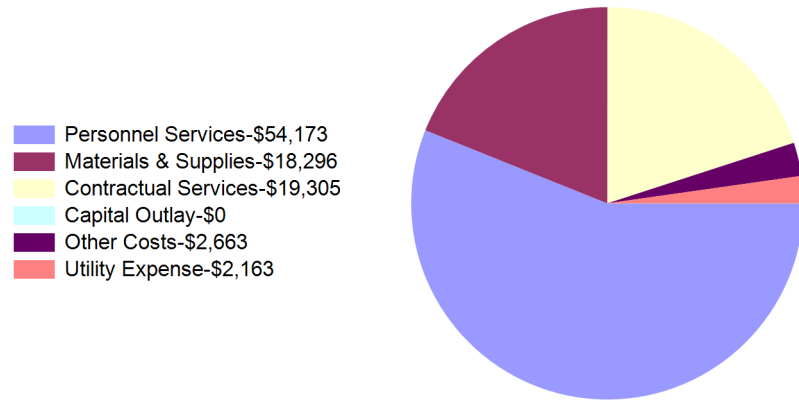
Month To Date Revenues
\$106,987



Year To Date Expenditures
\$291,244



Month To Date Expenditures
\$96,600



City of Casper, Wyoming
Ice Arena Fund Statement of Revenues and Expenditures
For Fiscal Year 2024 as of September 30, 2023
25.00 % OF THE FISCAL YEAR HAS ELAPSED

The monthly financial statements reported this month are not inclusive of all year end entries. The amounts reported this month are subject to change as we finalize the prior fiscal year and complete the audit.

	Revised Budget	Current Year To Date	Current Year % of Budget
Revenues:			
Goods and Svcs Rev	\$ 374,700	\$ 60,946	16.27%
Misc Revenue	33,860	16,509	48.76%
Other Sources	268,617	75,865	28.24%
Total Revenues	\$ 677,177	\$ 153,319	22.64%
	Revised Budget	Current Year To Date	Current Year % of Budget
Expenditures:			
Personnel Services	\$ 349,131	\$ 81,828	23.44%
Materials & Supplies	137,576	28,705	20.87%
Contractual Services	153,193	34,931	22.80%
Other Costs	21,477	5,475	25.49%
Utility Expense	15,800	2,379	15.06%
Total Expenditures	\$ 677,177	\$ 153,319	22.64%
Net Revenue (Shortfall)	\$ -	\$ -	0.00%
 Cost Recovery	 50.52 %		

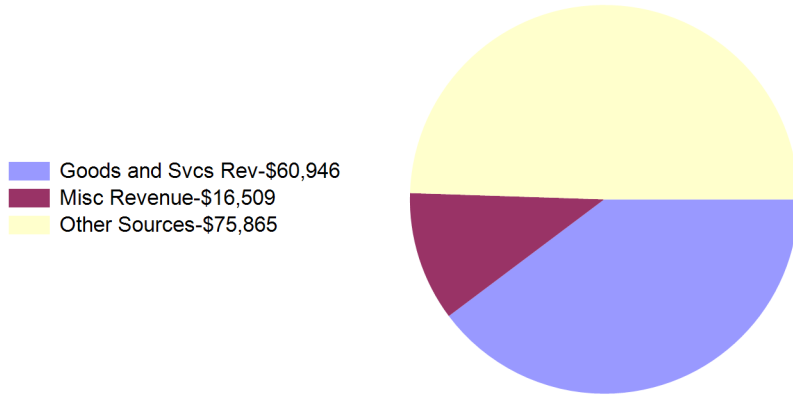
Ice Arena Fund Summary of Cash and Investments

Cash	\$ (4,306)
Investments	-
	\$ (4,306)

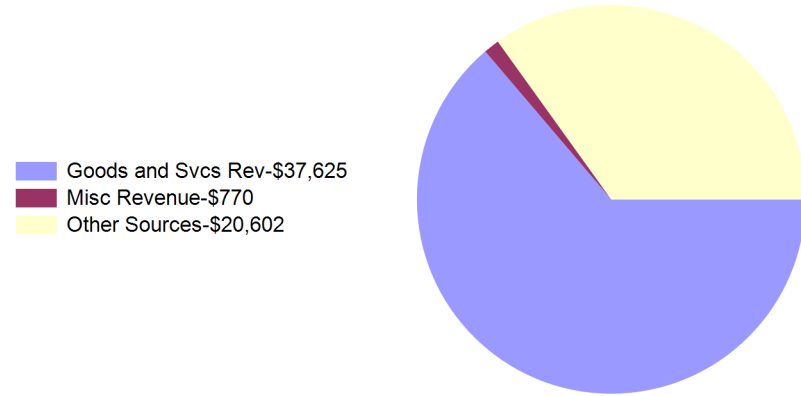
City of Casper, Wyoming
Ice Arena Fund Summary of Revenues and Expenditures
For Fiscal Year 2024 as of September 30, 2023
25.00 % OF THE FISCAL YEAR HAS ELAPSED

The monthly financial statements reported this month are not inclusive of all year end entries. The amounts reported this month are subject to change as we finalize the prior fiscal year and complete the audit.

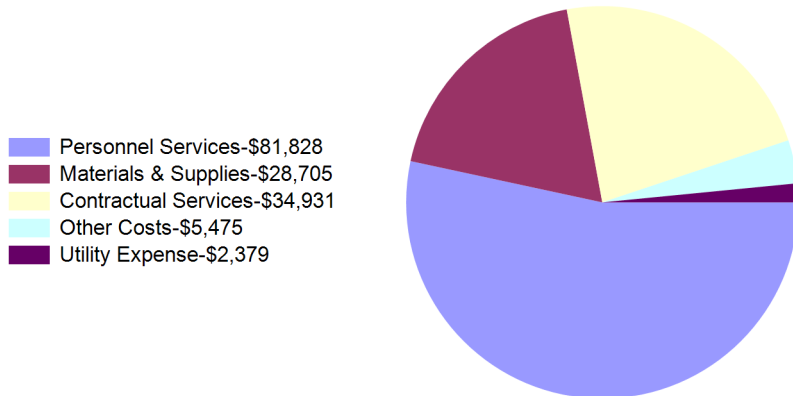
Year To Date Revenues
\$153,319



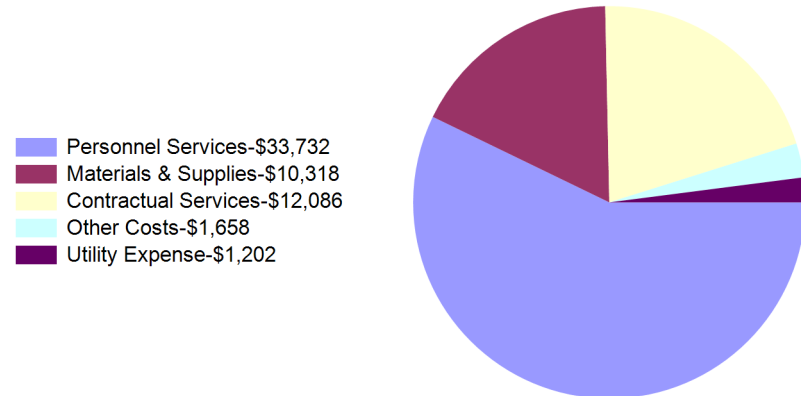
Month To Date Revenues
\$58,997



Year To Date Expenditures
\$153,319



Month To Date Expenditures
\$58,996



City of Casper, Wyoming
Recreation Center Statement of Revenues and Expenditures
For Fiscal Year 2024 as of September 30, 2023
25.00 % OF THE FISCAL YEAR HAS ELAPSED

The monthly financial statements reported this month are not inclusive of all year end entries. The amounts reported this month are subject to change as we finalize the prior fiscal year and complete the audit.

	Revised Budget	Current Year To Date	Current Year % of Budget
Revenues:			
Intergovernmental	\$ 113,248	\$ -	0.00%
Goods and Svcs Rev	402,800	52,869	13.13%
Misc Revenue	22,000	13,421	61.00%
Other Sources	614,629	253,534	41.25%
Total Revenues	\$ 1,152,677	\$ 319,824	27.75%

	Revised Budget	Current Year To Date	Current Year % of Budget
Expenditures:			
Personnel Services	\$ 635,902	\$ 180,250	28.35%
Materials & Supplies	188,220	58,916	31.30%
Contractual Services	197,433	47,568	24.09%
Other Costs	105,822	29,158	27.55%
Utility Expense	25,300	3,932	15.54%
Total Expenditures	\$ 1,152,677	\$ 319,824	27.75%
Net Revenue (Shortfall)	\$ -	\$ -	0.00%

Cost Recovery **20.73 %**


Recreation Center Fund Summary of Cash and Investments

Cash	\$ 138,625
Investments	-
	\$ 138,625


City of Casper, Wyoming
Recreation Center Fund Summary of Revenues and Expenditures
For Fiscal Year 2024 as of September 30, 2023
25.00 % OF THE FISCAL YEAR HAS ELAPSED

The monthly financial statements reported this month are not inclusive of all year end entries. The amounts reported this month are subject to change as we finanlize the prior fiscal year and complete the audit.

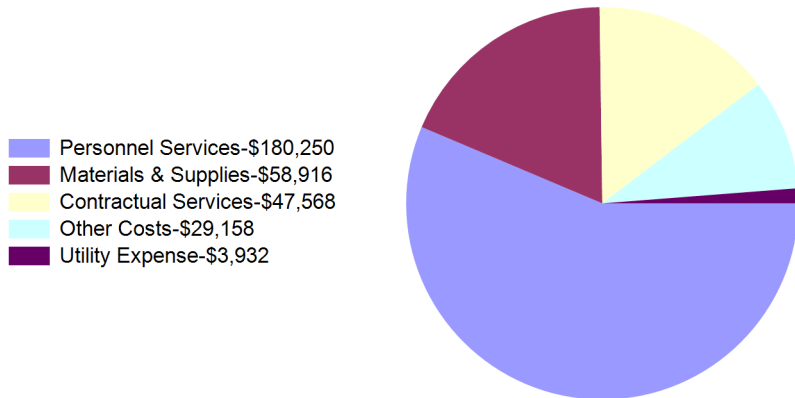
Year To Date Revenues
\$319,824



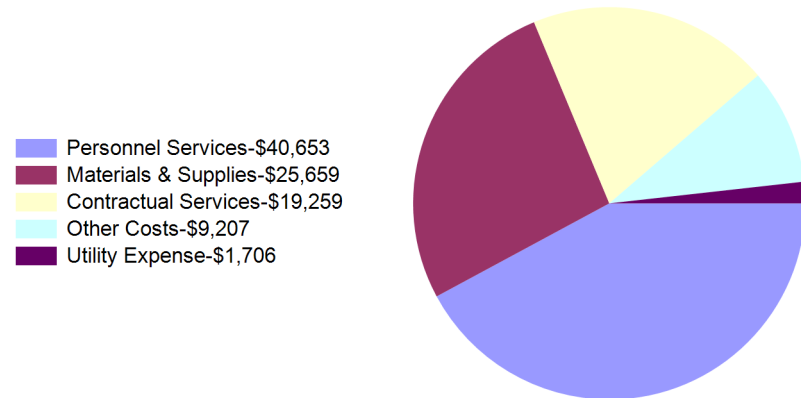
Month To Date Revenues
\$97,906



Year To Date Expenditures
\$319,824



Month To Date Expenditures
\$96,482



City of Casper, Wyoming
Hogadon Fund Statement of Revenues and Expenditures
For Fiscal Year 2024 as of September 30, 2023
25.00 % OF THE FISCAL YEAR HAS ELAPSED

The monthly financial statements reported this month are not inclusive of all year end entries. The amounts reported this month are subject to change as we finalize the prior fiscal year and complete the audit.

	Revised Budget	Current Year To Date	Current Year % of Budget
Revenues:			
Goods and Svcs Rev	\$ 732,000	\$ 30	0.00%
Misc Revenue	70,000	4,250	6.07%
Other Sources	275,465	190,594	69.19%
Total Revenues	\$ 1,077,465	\$ 194,874	18.09%
	Revised Budget	Current Year To Date	Current Year % of Budget
Expenditures:			
Personnel Services	\$ 541,400	\$ 100,945	18.65%
Materials & Supplies	294,207	39,273	13.35%
Contractual Services	161,393	36,151	22.40%
Other Costs	91,215	18,198	19.95%
Utility Expense	3,000	307	10.23%
Total Expenditures	\$ 1,091,215	\$ 194,874	17.86%
Net Revenue (Shortfall)	\$ (13,750)	\$ -	0.23%
Cost Recovery	2.20 %		

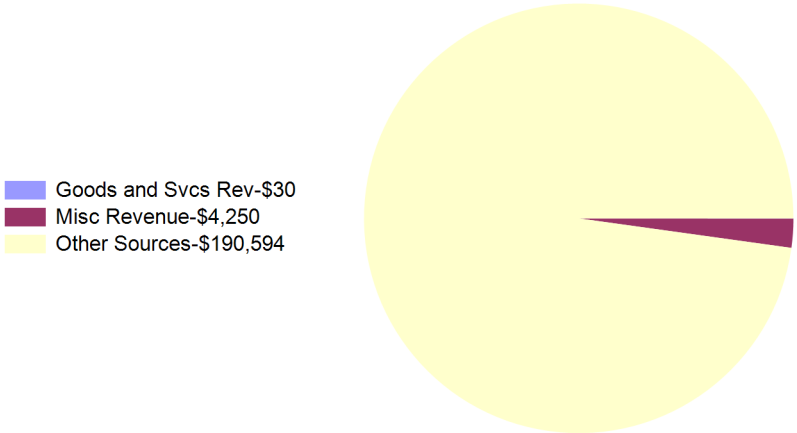
Hogadon Fund Summary of Cash and Investments

Cash	\$ (47,765)
Investments	-
	\$ (47,765)

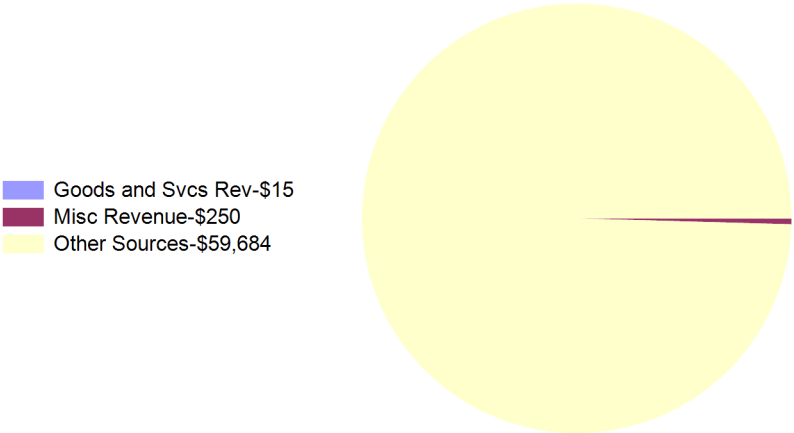
City of Casper, Wyoming
Hogadon Fund Summary of Revenues and Expenditures
For Fiscal Year 2024 as of September 30, 2023
25.00 % OF THE FISCAL YEAR HAS ELAPSED

The monthly financial statements reported this month are not inclusive of all year end entries. The amounts reported this month are subject to change as we finanlize the prior fiscal year and complete the audit.

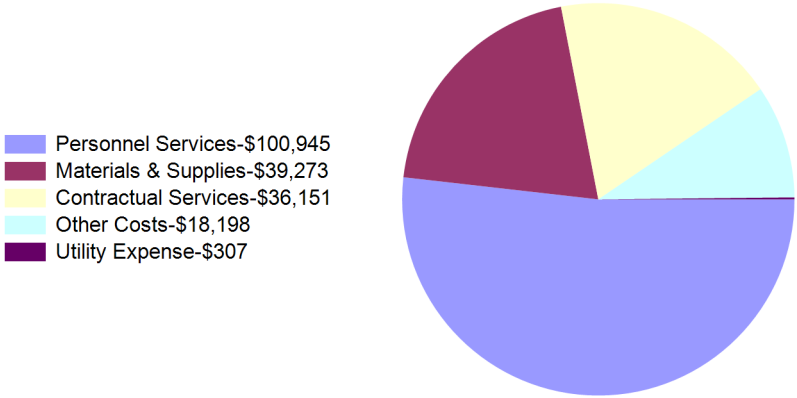
Year To Date Revenues
\$194,874



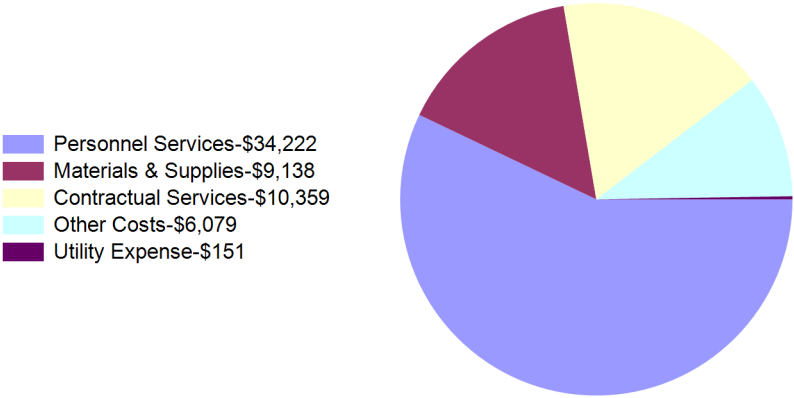
Month To Date Revenues
\$59,949



Year To Date Expenditures
\$194,874



Month To Date Expenditures
\$59,949



City of Casper, Wyoming
Ford Wyoming Center Statement of Revenues and Expenditures
For Fiscal Year 2024 as of September 30, 2023
25.00 % OF THE FISCAL YEAR HAS ELAPSED

The monthly financial statements reported this month are not inclusive of all year end entries. The amounts reported this month are subject to change as we finalize the prior fiscal year and complete the audit.

	Revised Budget	Current Year To Date	Current Year % of Budget
Revenues:			
Intergovernmental	\$ 4,945	\$ 4,844	97.96%
Misc Revenue	18,250	4,563	25.00%
Other Sources	1,084,080	233,786	21.57%
Total Revenues	\$ 1,107,275	\$ 243,193	21.96%
	Revised Budget	Current Year To Date	Current Year % of Budget
Expenditures:			
Materials & Supplies	\$ 3,786	\$ 3,786	100.01%
Contractual Services	920,000	222,500	24.18%
Capital Outlay	4,945	4,844	97.96%
Other Costs	178,544	44,636	25.00%
Total Expenditures	\$ 1,107,275	\$ 275,766	24.90%
Net Revenue (Shortfall)	\$ -	\$ (32,574)	-2.94%

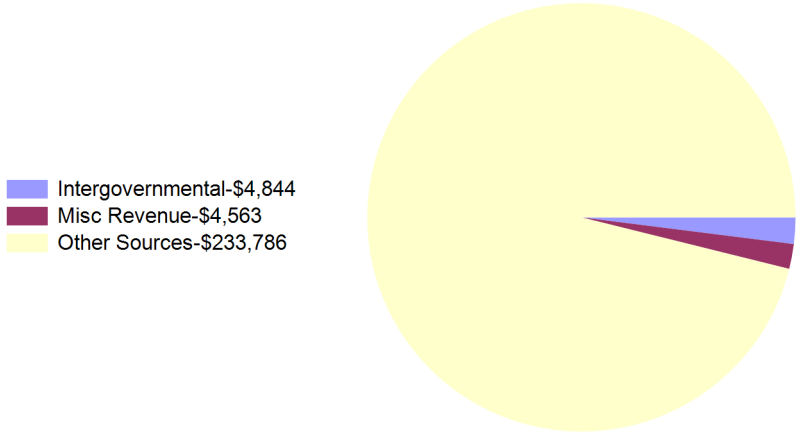
Ford Wyoming Center Summary of Cash and Investments

Cash	\$ 1,357,618
Investments	-
	\$ 1,357,618

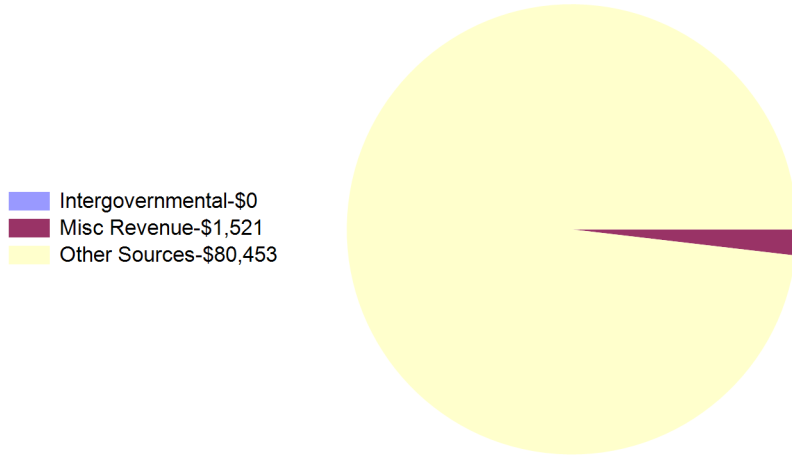
City of Casper, Wyoming
Ford Wyoming Center Summary of Revenues and Expenditures
 For Fiscal Year 2024 as of September 30, 2023
 25.00 % OF THE FISCAL YEAR HAS ELAPSED

The monthly financial statements reported this month are not inclusive of all year end entries. The amounts reported this month are subject to change as we finanlize the prior fiscal year and complete the audit.

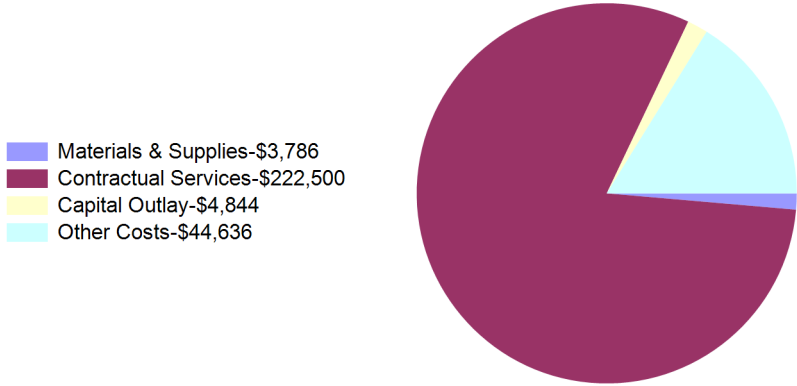
Year To Date Revenues
\$243,193



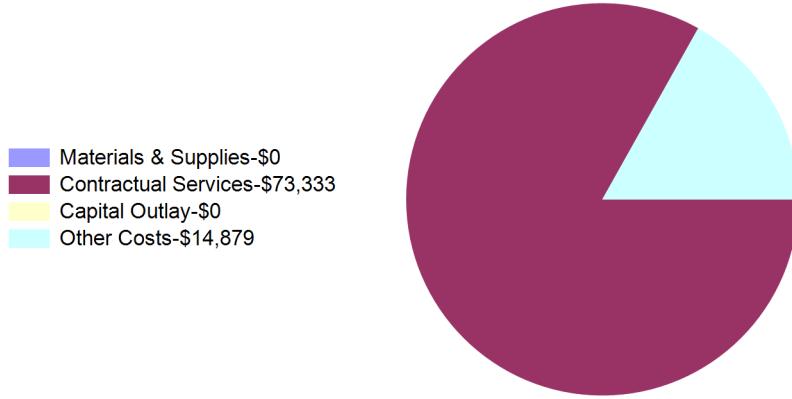
Month To Date Revenues
\$81,974



Year To Date Expenditures
\$275,766



Month To Date Expenditures
\$88,212



City of Casper, Wyoming
Sports & Athletics Statement of Revenues and Expenditures
For Fiscal Year 2024 as of September 30, 2023
25.00 % OF THE FISCAL YEAR HAS ELAPSED

The monthly financial statements reported this month are not inclusive of all year end entries. The amounts reported this month are subject to change as we finalize the prior fiscal year and complete the audit.

	Revised Budget	Current Year To Date	Current Year % of Budget
Revenues:			
Goods and Svcs Rev	\$ 278,250	\$ 50,679	18.21%
Misc Revenue	83,850	50	0.06%
Other Sources	740,113	185,871	25.11%
Total Revenues	\$ 1,102,213	\$ 236,600	21.47%

	Revised Budget	Current Year To Date	Current Year % of Budget
Expenditures:			
Personnel Services	\$ 590,998	\$ 133,748	22.63%
Materials & Supplies	199,600	39,793	19.94%
Contractual Services	196,825	20,303	10.32%
Other Costs	66,790	14,817	22.18%
Utility Expense	48,000	27,939	58.21%
Total Expenditures	\$ 1,102,213	\$ 236,599	21.47%

Net Revenue (Shortfall)	\$ -	\$ 1	0.00%
--------------------------------	-------------	-------------	--------------

Cost Recovery **21.44 %**

Sports & Athletics Summary of Cash and Investments

Cash	\$ (479)
Investments	-
	\$ (479)


**City of Casper, Wyoming
Sports & Athletics Summary of Revenues and Expenditures**

For Fiscal Year 2024 as of September 30, 2023


25.00 % OF THE FISCAL YEAR HAS ELAPSED

The monthly financial statements reported this month are not inclusive of all year end entries. The amounts reported this month are subject to change as we finalize the prior fiscal year and complete the audit.

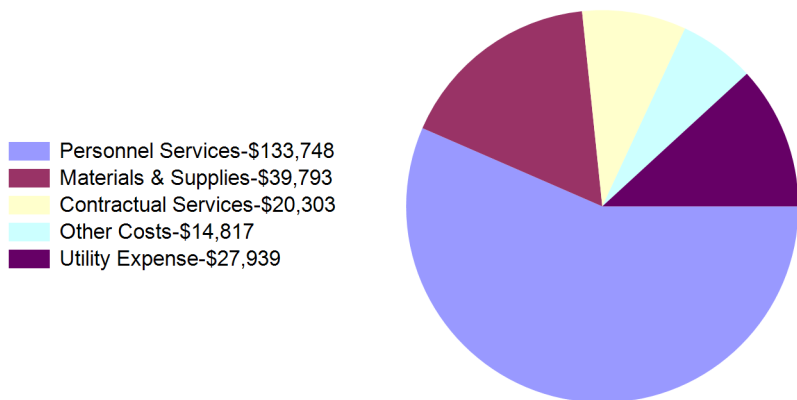
Year To Date Revenues
\$236,600



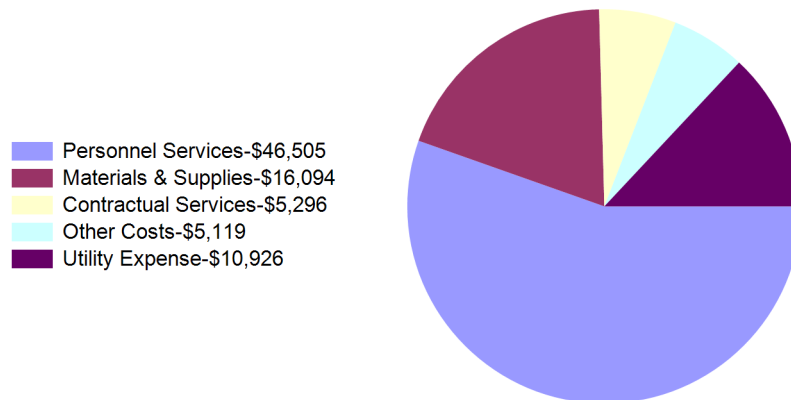
Month To Date Revenues
\$85,298



Year To Date Expenditures
\$236,599



Month To Date Expenditures
\$83,941



City of Casper, Wyoming
Other Enterprise Funds Balance Sheet
For Fiscal Year 2024 as of September 30, 2023
25.00 % OF THE FISCAL YEAR HAS ELAPSED

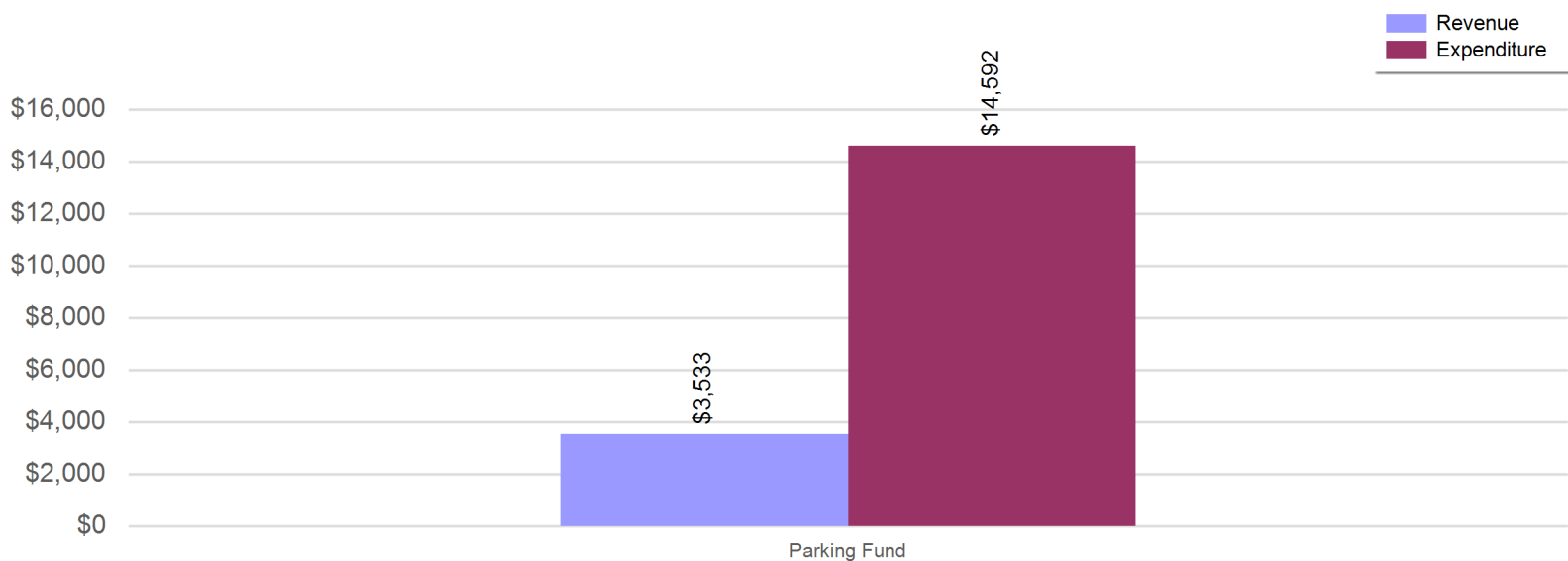
The monthly financial statements reported this month are not inclusive of all year end entries. The amounts reported this month are subject to change as we finalize the prior fiscal year and complete the audit.

	Parking Fund
ASSETS	
Current Assets	
Cash	833
Investments	120,452
Market Adjustments	-
Accounts Receivable	1,000
Lease Receivable - Short Term	13,453
Total Current Assets	135,737
Capital Assets	
Land, Buildings & Improvements	2,981,187
Equipment	55,379
Accumulated Depreciation	(2,216,527)
Total Capital Assets	820,039
Non-Current Assets	
Lease Receivable - Long Term	232,578
Total Assets	1,188,354
LIABILITIES	
Current Liabilities	
Accounts Payable	11
Total Current Liabilities	11
Total Liabilities	11
DEFERRED INFLOWS OF RESOURCES	
Total Deferred Inflows Of Resources	235,390
NET POSITION	
Net Investment in Capital Assets	1,066,069
Unrestricted	(113,117)
Total Net Position	952,953

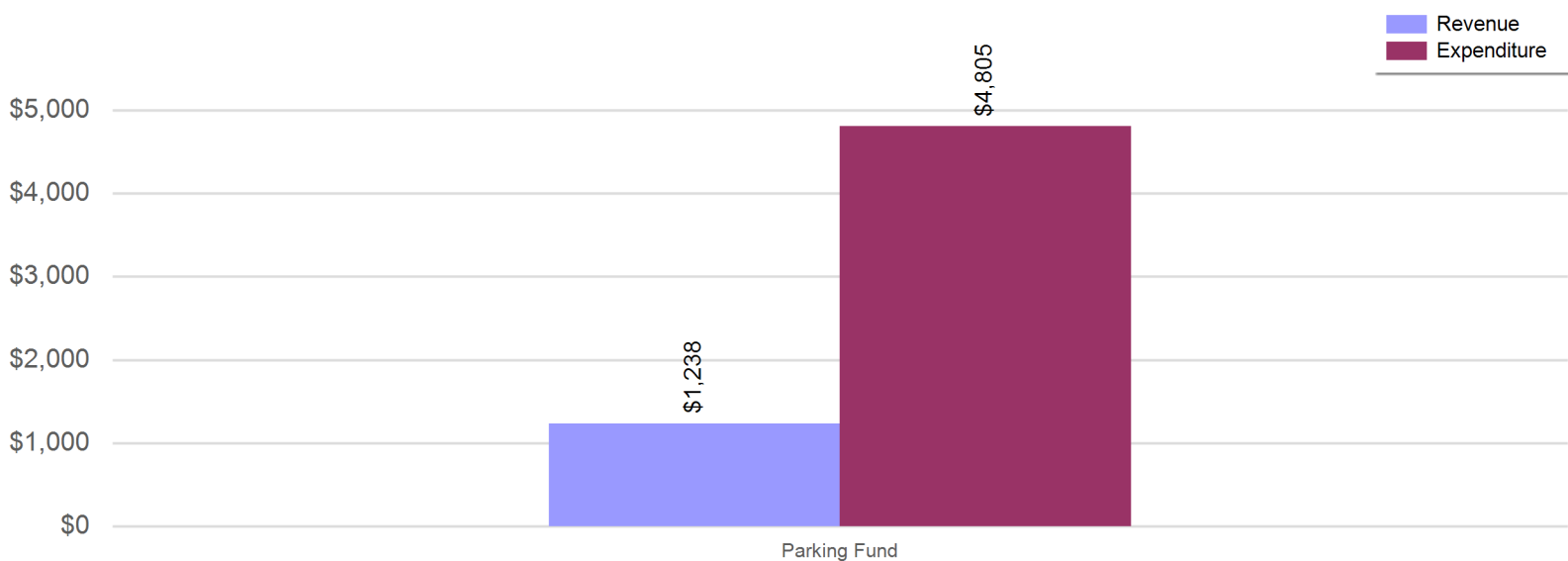
City of Casper, Wyoming
Other Enterprise Funds Revenue and Expenditure Comparison
For Fiscal Year 2024 as of September 30, 2023
25.00 % OF THE FISCAL YEAR HAS ELAPSED

The monthly financial statements reported this month are not inclusive of all year end entries. The amounts reported this month are subject to change as we finalize the prior fiscal year and complete the audit.

Other Enterprise Funds YTD Revenue and Expenditure Comparison



Other Enterprise Funds MTD Revenue and Expenditure Comparison



City of Casper, Wyoming
Parking Lots Statement of Revenues and Expenditures
For Fiscal Year 2024 as of September 30, 2023
25.00 % OF THE FISCAL YEAR HAS ELAPSED

The monthly financial statements reported this month are not inclusive of all year end entries. The amounts reported this month are subject to change as we finalize the prior fiscal year and complete the audit.

	<u>Revised Budget</u>	<u>Current Year To Date</u>	<u>Current Year % of Budget</u>
Revenues:			
Goods and Svcs Rev	\$ 1,500	\$ 350	23.33%
Misc Revenue	16,463	3,183	19.34%
Total Revenues	\$ 17,963	\$ 3,533	19.67%
	<u>Revised Budget</u>	<u>Current Year To Date</u>	<u>Current Year % of Budget</u>
Expenditures:			
Contractual Services	\$ 42,818	\$ 7,871	18.38%
Capital Outlay	69,456	-	0.00%
Other Costs	26,882	6,721	25.00%
Total Expenditures	\$ 139,156	\$ 14,592	10.49%
Net Revenue (Shortfall)	\$ (121,193)	\$ (11,059)	9.18%

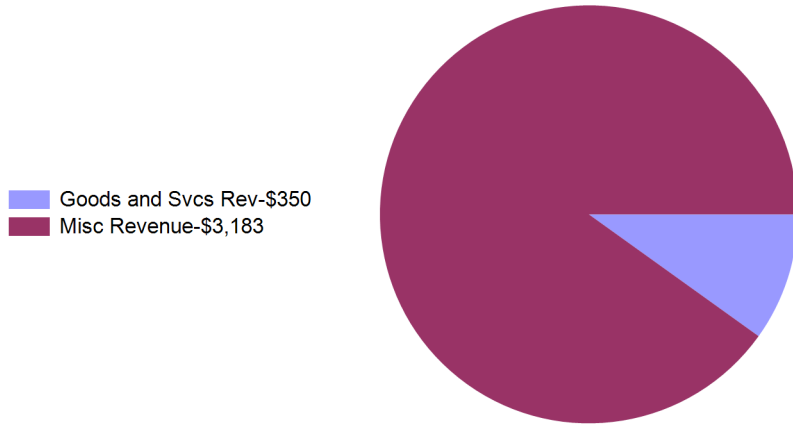
Parking Lots Summary of Cash and Investments

Cash	\$ 833
Investments	120,452
	<u>\$ 121,284</u>

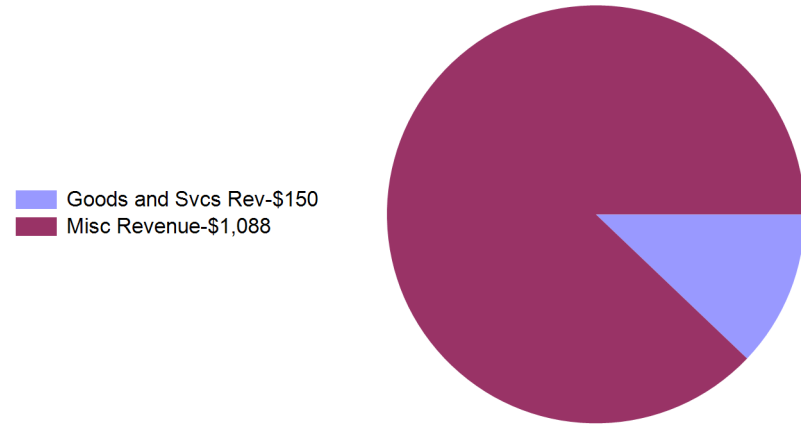
City of Casper, Wyoming
Parking Lots Summary of Revenues and Expenditures
For Fiscal Year 2024 as of September 30, 2023
25.00 % OF THE FISCAL YEAR HAS ELAPSED

The monthly financial statements reported this month are not inclusive of all year end entries. The amounts reported this month are subject to change as we finalize the prior fiscal year and complete the audit.

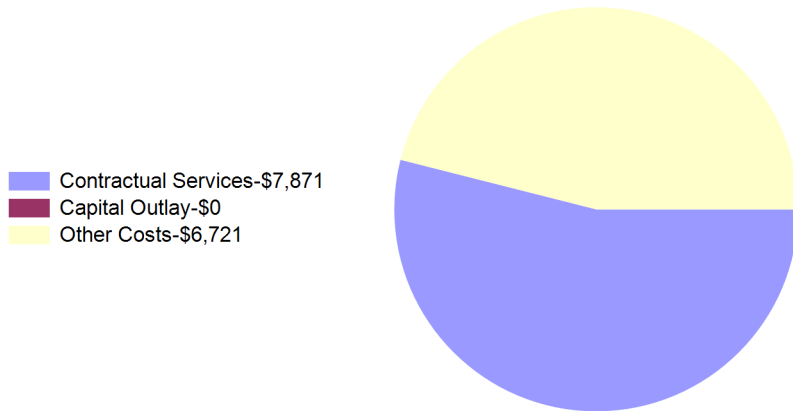
Year To Date Revenues
\$3,533



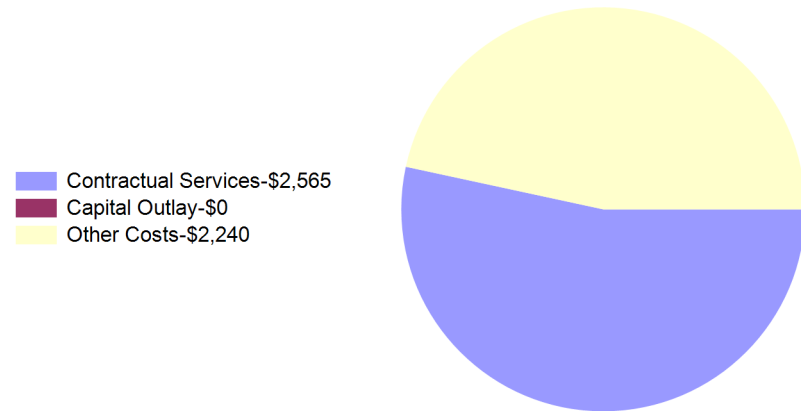
Month To Date Revenues
\$1,238



Year To Date Expenditures
\$14,592



Month To Date Expenditures
\$4,805



**City of Casper, Wyoming
Special Revenue Funds Consolidated Balance Sheet**

For Fiscal Year 2024 as of September 30, 2023

25.00 % OF THE FISCAL YEAR HAS ELAPSED

The monthly financial statements reported this month are not inclusive of all year end entries. The amounts reported this month are subject to change as we finalize the prior fiscal year and complete the audit.

	Weed & Pest Fund	CDBG Program Fund	Special Fire Assistance Fund	Revolving Land Fund	Police Grants Fund	Public Transit Fund	Metropolitan Planning
ASSETS							
Current Assets							
Cash	236,422		19,263	125,695	(100,960)	(79,137)	117,550
Investments	871,430			705,422			
Market Adjustments	-			-			
Grants Receivable			1,965		38,335	120,721	216,044
Accounts Receivable	-		-		-	455	-
Prepaid Expenses							38,660
Total Current Assets	1,107,852		21,228	831,117	(62,625)	42,039	372,254
Total Assets	1,107,852		21,228	831,117	(62,625)	42,039	372,254
LIABILITIES							
Current Liabilities							
Accounts Payable	11,106		-	3,558	4,404	43,474	61,954
Accrued Wages and Benefits Payable	90				-	(1,437)	-
Total Current Liabilities	11,196		-	3,558	4,404	42,037	61,954
Total Liabilities	11,196		-	3,558	4,404	42,037	61,954
NET POSITION							
Unrestricted	1,096,656	-	21,228	827,559	(67,028)	1	310,300
Total Net Position	1,096,656	-	21,228	827,559	(67,028)	1	310,300

City of Casper, Wyoming
Special Revenue Funds Consolidated Balance Sheet
For Fiscal Year 2024 as of September 30, 2023
25.00 % OF THE FISCAL YEAR HAS ELAPSED

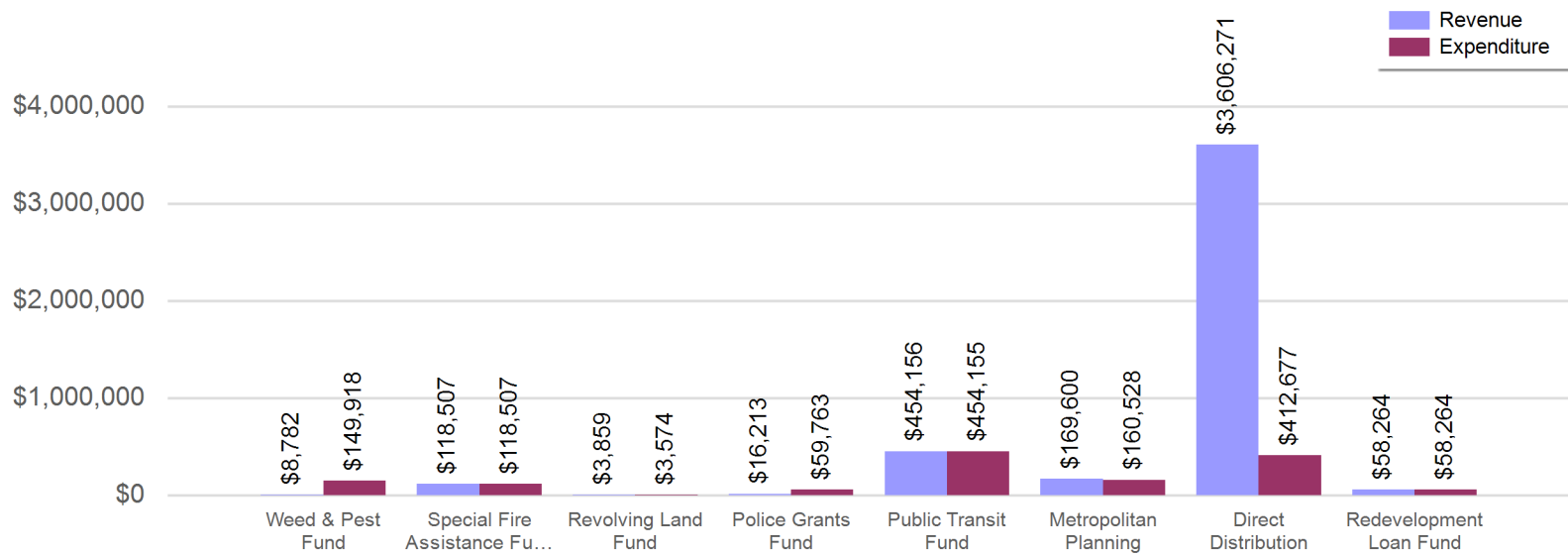
The monthly financial statements reported this month are not inclusive of all year end entries. The amounts reported this month are subject to change as we finalize the prior fiscal year and complete the audit.

	Direct Distribution	Redevelopment Loan Fund
ASSETS		
Current Assets		
Cash	197,852	100,937
Investments	2,999,607	
Interest Receivable		2,687
Loans Receivable		109,000
Total Current Assets	3,197,459	212,624
Total Assets	3,197,459	212,624
LIABILITIES		
Current Liabilities		
Accounts Payable	4,635	-
Interest Payable		2,687
Total Current Liabilities	4,635	2,687
Total Liabilities	4,635	2,687
NET POSITION		
Unrestricted	3,192,824	209,937
Total Net Position	3,192,824	209,937

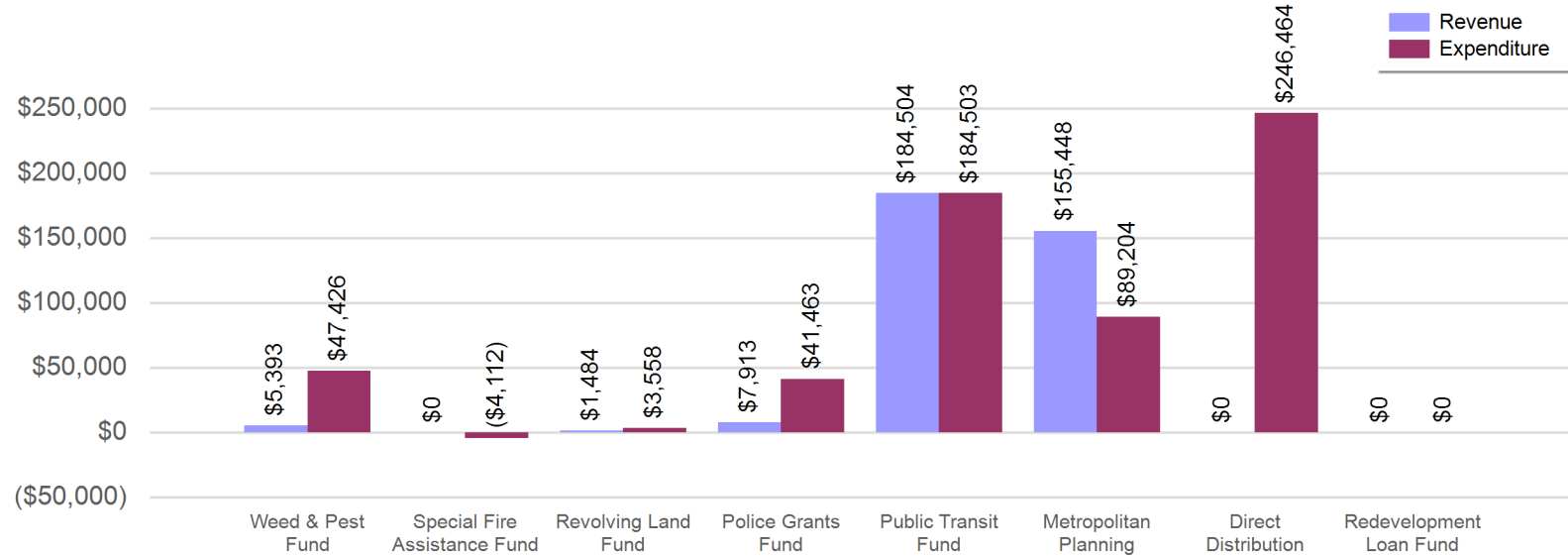
City of Casper, Wyoming
Special Revenue Funds Revenue and Expenditure Comparison
 For Fiscal Year 2024 as of September 30, 2023
 25.00 % OF THE FISCAL YEAR HAS ELAPSED

The monthly financial statements reported this month are not inclusive of all year end entries. The amounts reported this month are subject to change as we finalize the prior fiscal year and complete the audit.

Special Revenue Funds YTD Revenue and Expenditure Comparison



Special Revenue Funds MTD Revenue and Expenditure Comparison



City of Casper, Wyoming
Weed & Pest Fund Statement of Revenues and Expenditures
For Fiscal Year 2024 as of September 30, 2023
25.00 % OF THE FISCAL YEAR HAS ELAPSED

The monthly financial statements reported this month are not inclusive of all year end entries. The amounts reported this month are subject to change as we finalize the prior fiscal year and complete the audit.

	Revised Budget	Current Year To Date	Current Year % of Budget
Revenues:			
Local Taxes	\$ 912,000	\$ 3,560	0.39%
Misc Revenue	16,331	5,222	31.98%
Total Revenues	\$ 928,331	\$ 8,782	0.95%
	Revised Budget	Current Year To Date	Current Year % of Budget
Expenditures:			
Personnel Services	\$ 332,317	\$ 90,833	27.33%
Materials & Supplies	97,000	34,589	35.66%
Contractual Services	157,185	22,195	14.12%
Capital Outlay	342,508	-	0.00%
Other Costs	9,875	1,807	18.30%
Utility Expense	4,000	495	12.36%
Total Expenditures	\$ 942,885	\$ 149,918	15.90%
Net Revenue (Shortfall)	\$ (14,554)	\$ (141,136)	-14.95%

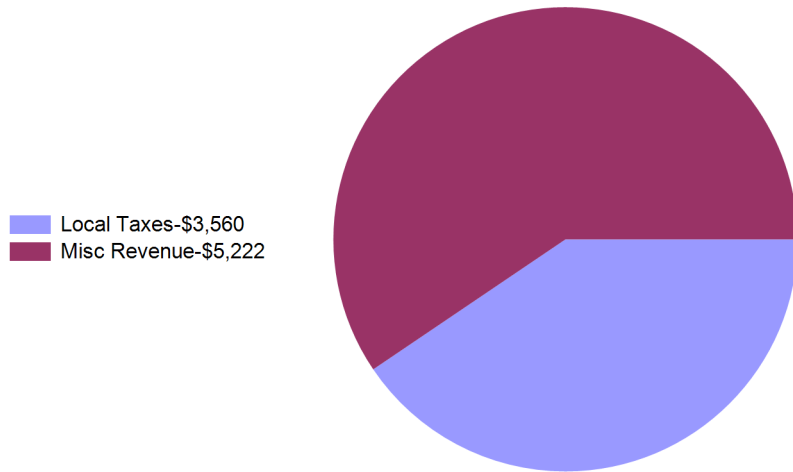
Weed & Pest Fund Summary of Cash and Investments

Cash	\$ 236,422
Investments	871,430
	\$ 1,107,852

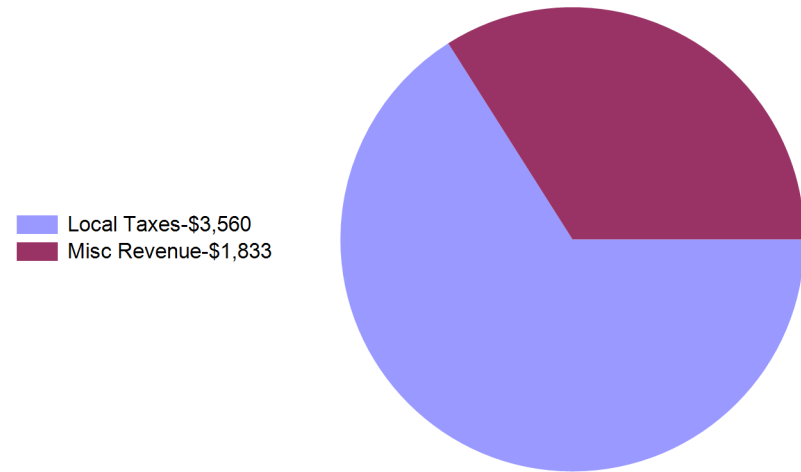
City of Casper, Wyoming
Weed & Pest Fund Summary of Revenues and Expenditures
 For Fiscal Year 2024 as of September 30, 2023
 25.00 % OF THE FISCAL YEAR HAS ELAPSED

The monthly financial statements reported this month are not inclusive of all year end entries. The amounts reported this month are subject to change as we finalize the prior fiscal year and complete the audit.

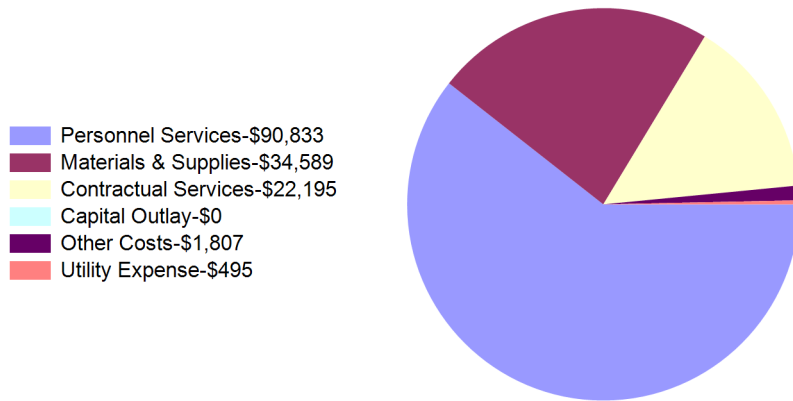
Year To Date Revenues
\$8,782



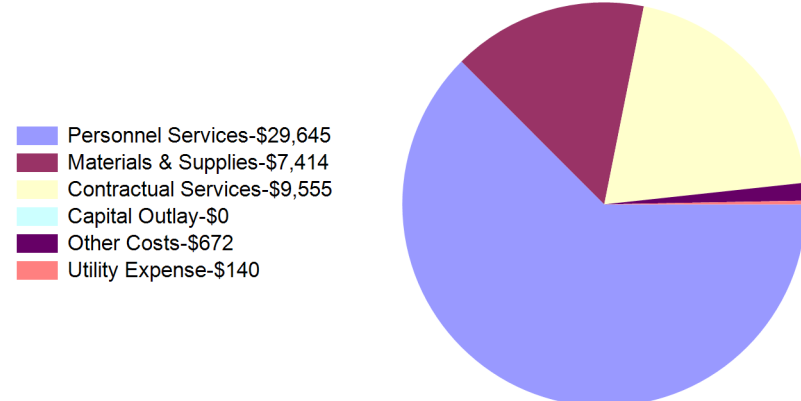
Month To Date Revenues
\$5,393



Year To Date Expenditures
\$149,918



Month To Date Expenditures
\$47,426



City of Casper, Wyoming
CDBG Fund Statement of Revenues and Expenditures
For Fiscal Year 2024 as of September 30, 2023
25.00 % OF THE FISCAL YEAR HAS ELAPSED

The monthly financial statements reported this month are not inclusive of all year end entries. The amounts reported this month are subject to change as we finalize the prior fiscal year and complete the audit.

Revenues:

Total Revenues

Expenditures:

Total Expenditures

Net Revenue (Shortfall)

\$

\$

CDBG Fund Summary of Cash and Investments

Investments

-

\$

 -

City of Casper, Wyoming
Special Fire Assistance Fund Statement of Revenues and Expenditures
For Fiscal Year 2024 as of September 30, 2023
25.00 % OF THE FISCAL YEAR HAS ELAPSED

The monthly financial statements reported this month are not inclusive of all year end entries. The amounts reported this month are subject to change as we finalize the prior fiscal year and complete the audit.

	Revised Budget	Current Year To Date	Current Year % of Budget
Revenues:			
Intergovernmental	\$ 463,627	\$ 118,507	25.56%
Other Sources	30,148	-	0.00%
Total Revenues	\$ 493,775	\$ 118,507	24.00%
	Revised Budget	Current Year To Date	Current Year % of Budget
Expenditures:			
Materials & Supplies	\$ 174,237	\$ 118,507	68.01%
Capital Outlay	281,540	-	0.00%
Other Costs	37,998	-	0.00%
Total Expenditures	\$ 493,775	\$ 118,507	24.00%
Net Revenue (Shortfall)	\$ -	\$ -	

Special Fire Assistance Fund Summary of Cash and Investments

Cash	\$ 19,263
Investments	-
	\$ 19,263

City of Casper, Wyoming
Revolving Land Fund Statement of Revenues and Expenditures
For Fiscal Year 2024 as of September 30, 2023
25.00 % OF THE FISCAL YEAR HAS ELAPSED

The monthly financial statements reported this month are not inclusive of all year end entries. The amounts reported this month are subject to change as we finalize the prior fiscal year and complete the audit.

	<u>Revised Budget</u>	<u>Current Year To Date</u>	<u>Current Year % of Budget</u>
Revenues:			
Misc Revenue	\$ 20,777	\$ 3,859	18.57%
Other Sources	13,207	-	0.00%
Total Revenues	\$ 33,984	\$ 3,859	11.35%

	<u>Revised Budget</u>	<u>Current Year To Date</u>	<u>Current Year % of Budget</u>
Expenditures:			
Contractual Services	\$ 59,056	\$ 3,574	6.05%
Total Expenditures	\$ 59,056	\$ 3,574	6.05%
Net Revenue (Shortfall)	\$ (25,072)	\$ 285	5.30%

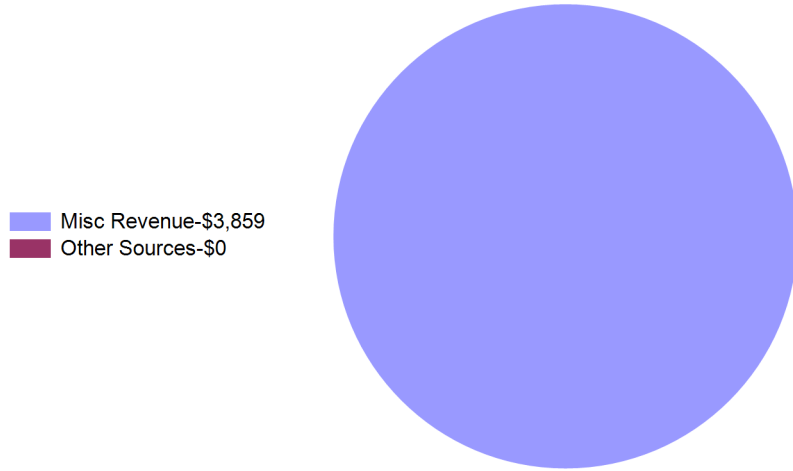
Revolving Land Fund Summary of Cash and Investments

Cash	\$ 125,695
Investments	705,422
	<u>\$ 831,117</u>

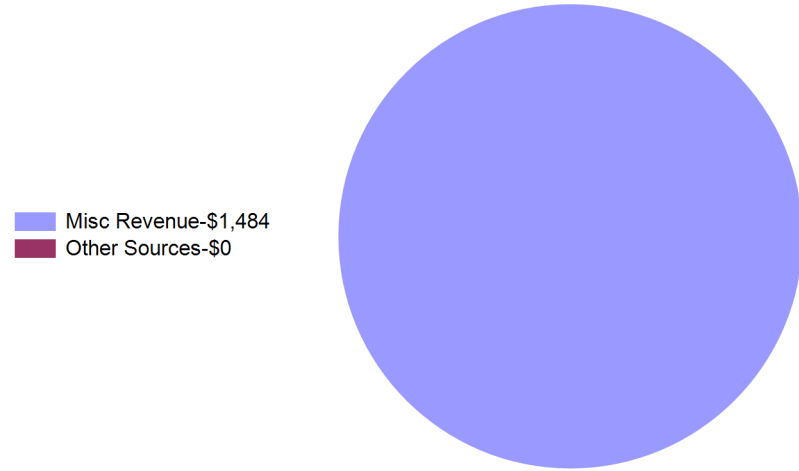
City of Casper, Wyoming
Revolving Land Fund Summary of Revenues and Expenditures
For Fiscal Year 2024 as of September 30, 2023
25.00 % OF THE FISCAL YEAR HAS ELAPSED

The monthly financial statements reported this month are not inclusive of all year end entries. The amounts reported this month are subject to change as we finanlize the prior fiscal year and complete the audit.

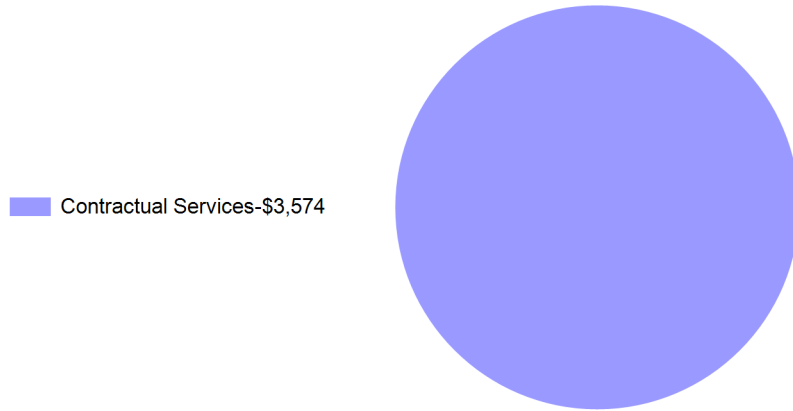
Year To Date Revenues
\$3,859



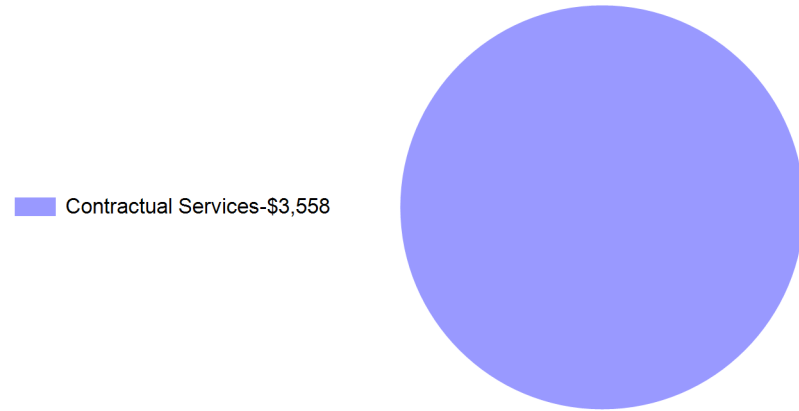
Month To Date Revenues
\$1,484



Year To Date Expenditures
\$3,574



Month To Date Expenditures
\$3,558



City of Casper, Wyoming
Police Grants Fund Statement of Revenues and Expenditures
For Fiscal Year 2024 as of September 30, 2023
25.00 % OF THE FISCAL YEAR HAS ELAPSED

The monthly financial statements reported this month are not inclusive of all year end entries. The amounts reported this month are subject to change as we finalize the prior fiscal year and complete the audit.

	Revised Budget	Current Year To Date	Current Year % of Budget
Revenues:			
Intergovernmental	\$ 349,041	\$ 12,735	3.65%
Other Sources	25,352	3,478	13.72%
Total Revenues	\$ 374,393	\$ 16,213	4.33%
	Revised Budget	Current Year To Date	Current Year % of Budget
Expenditures:			
Personnel Services	\$ 162,645	\$ 48,571	29.86%
Materials & Supplies	54,780	3,862	7.05%
Contractual Services	134,564	7,329	5.45%
Capital Outlay	16,004	-	0.00%
Other Costs	6,400	-	0.00%
Total Expenditures	\$ 374,393	\$ 59,763	15.96%
Net Revenue (Shortfall)	\$ -	\$ (43,549)	-11.63%

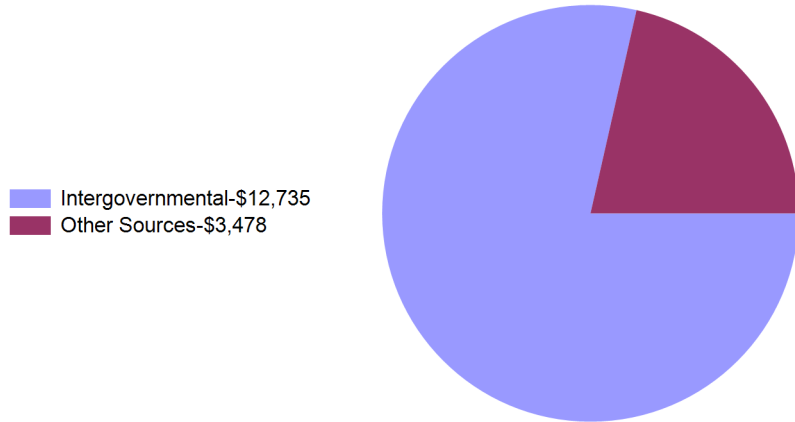
Police Grants Fund Summary of Cash and Investments

Cash	\$ (100,960)
Investments	-
	\$ (100,960)

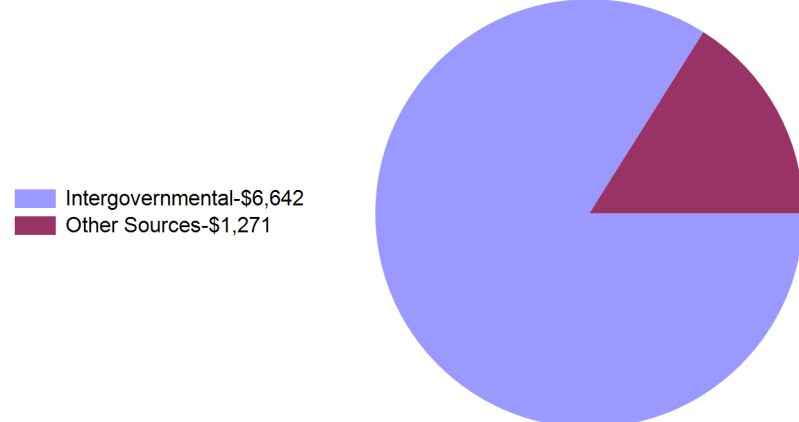
City of Casper, Wyoming
Police Grants Fund Summary of Revenues and Expenditures
 For Fiscal Year 2024 as of September 30, 2023
 25.00 % OF THE FISCAL YEAR HAS ELAPSED

The monthly financial statements reported this month are not inclusive of all year end entries. The amounts reported this month are subject to change as we finalize the prior fiscal year and complete the audit.

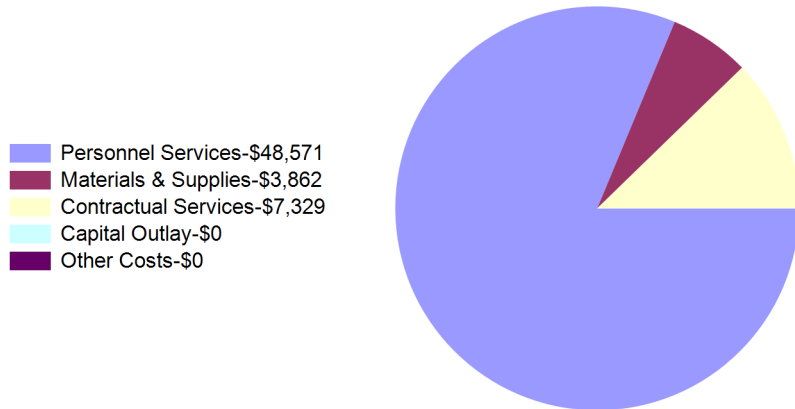
Year To Date Revenues
\$16,213



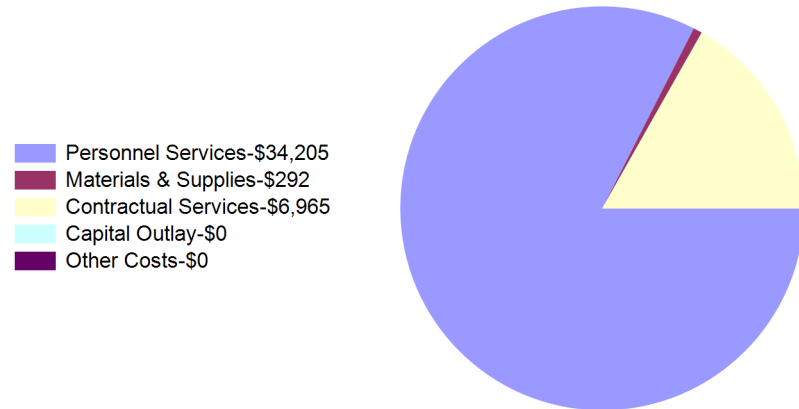
Month To Date Revenues
\$7,913



Year To Date Expenditures
\$59,763



Month To Date Expenditures
\$41,463



City of Casper, Wyoming
Public Transit Fund Statement of Revenues and Expenditures
For Fiscal Year 2024 as of September 30, 2023
25.00 % OF THE FISCAL YEAR HAS ELAPSED

The monthly financial statements reported this month are not inclusive of all year end entries. The amounts reported this month are subject to change as we finalize the prior fiscal year and complete the audit.

	Revised Budget	Current Year To Date	Current Year % of Budget
Revenues:			
Intergovernmental	\$ 2,497,310	\$ 237,263	9.50%
Goods and Svcs Rev	90,000	19,179	21.31%
Misc Revenue	130,264	-	0.00%
Other Sources	430,916	197,714	45.88%
Total Revenues	\$ 3,148,490	\$ 454,156	14.42%
Expenditures:			
Personnel Services	\$ 1,726,282	\$ 372,899	21.60%
Materials & Supplies	257,830	18,753	7.27%
Contractual Services	290,164	40,223	13.86%
Capital Outlay	719,467	16,693	2.32%
Other Costs	135,148	4,337	3.21%
Utility Expense	19,600	1,249	6.37%
Total Expenditures	\$ 3,148,491	\$ 454,155	14.42%
Net Revenue (Shortfall)	\$ (1)	\$ 1	0.00%

Public Transit Fund Summary of Cash and Investments

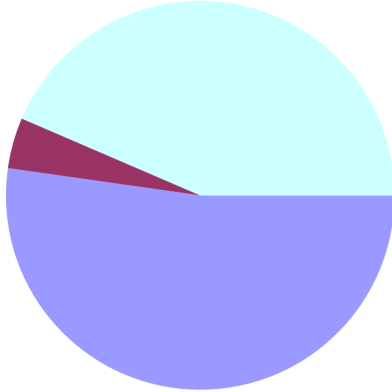
Cash	\$ (79,137)
Investments	-
	\$ (79,137)

City of Casper, Wyoming
Public Transit Fund Summary of Revenues and Expenditures
For Fiscal Year 2024 as of September 30, 2023
25.00 % OF THE FISCAL YEAR HAS ELAPSED

The monthly financial statements reported this month are not inclusive of all year end entries. The amounts reported this month are subject to change as we finalize the prior fiscal year and complete the audit.

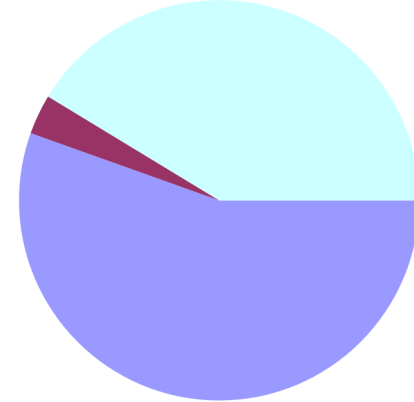
Year To Date Revenues
\$454,156

- Intergovernmental-\$237,263
- Goods and Svcs Rev-\$19,179
- Misc Revenue-\$0
- Other Sources-\$197,714



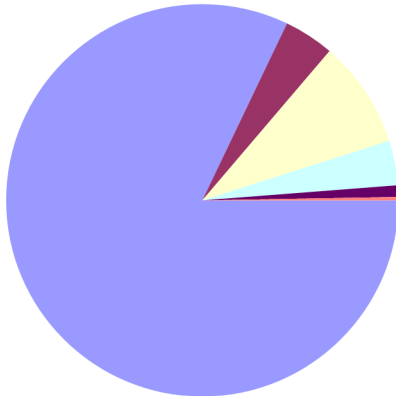
Month To Date Revenues
\$184,504

- Intergovernmental-\$102,310
- Goods and Svcs Rev-\$5,957
- Misc Revenue-\$0
- Other Sources-\$76,237



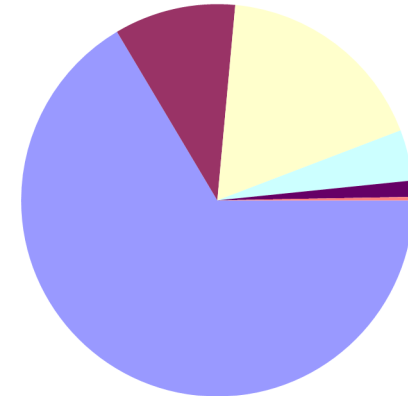
Year To Date Expenditures
\$454,155

- Personnel Services-\$372,899
- Materials & Supplies-\$18,753
- Contractual Services-\$40,223
- Capital Outlay-\$16,693
- Other Costs-\$4,337
- Utility Expense-\$1,249



Month To Date Expenditures
\$184,503

- Personnel Services-\$122,609
- Materials & Supplies-\$18,468
- Contractual Services-\$32,721
- Capital Outlay-\$7,719
- Other Costs-\$2,460
- Utility Expense-\$526



City of Casper, Wyoming
Metropolitan Planning Fund Statement of Revenues and Expenditures
For Fiscal Year 2024 as of September 30, 2023
25.00 % OF THE FISCAL YEAR HAS ELAPSED

The monthly financial statements reported this month are not inclusive of all year end entries. The amounts reported this month are subject to change as we finalize the prior fiscal year and complete the audit.

	Revised Budget	Current Year To Date	Current Year % of Budget
Revenues:			
Intergovernmental	\$ 1,211,269	\$ 152,822	12.62%
Misc Revenue	27,976	-	0.00%
Other Sources	67,111	16,778	25.00%
Total Revenues	\$ 1,306,356	\$ 169,600	12.98%
	Revised Budget	Current Year To Date	Current Year % of Budget
Expenditures:			
Personnel Services	\$ 343,822	\$ 82,007	23.85%
Materials & Supplies	5,000	-	0.00%
Contractual Services	737,612	22,660	3.07%
Capital Outlay	237,133	53,558	22.59%
Other Costs	15,000	2,303	15.35%
Total Expenditures	\$ 1,338,567	\$ 160,528	11.99%
Net Revenue (Shortfall)	\$ (32,211)	\$ 9,072	0.99%

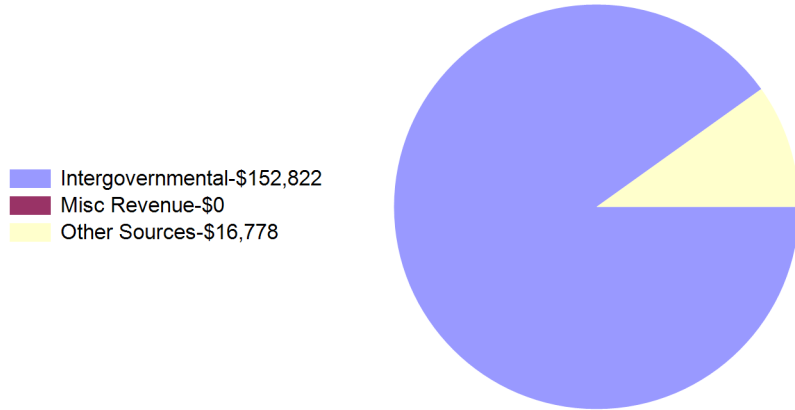
Metropolitan Planning Fund Summary of Cash and Investments

Cash	\$ 117,550
Investments	-
	\$ 117,550

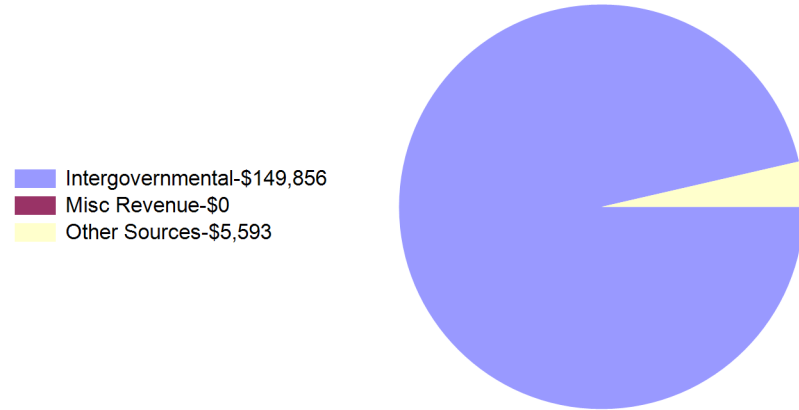
City of Casper, Wyoming
Metropolitan Planning Fund Summary of Revenues and Expenditures
 For Fiscal Year 2024 as of September 30, 2023
 25.00 % OF THE FISCAL YEAR HAS ELAPSED

The monthly financial statements reported this month are not inclusive of all year end entries. The amounts reported this month are subject to change as we finalize the prior fiscal year and complete the audit.

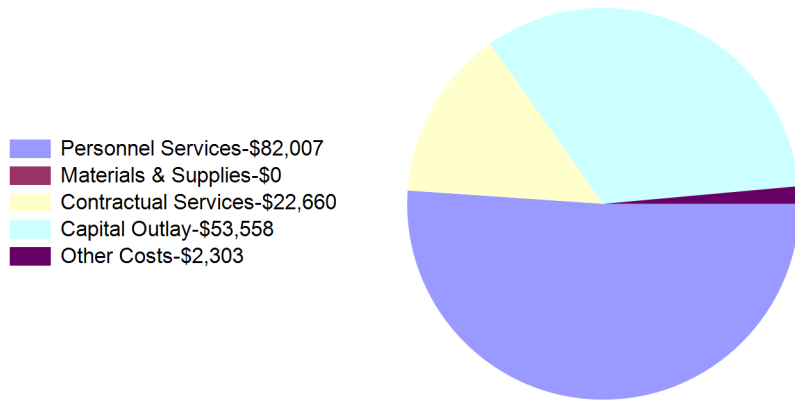
Year To Date Revenues
\$169,600



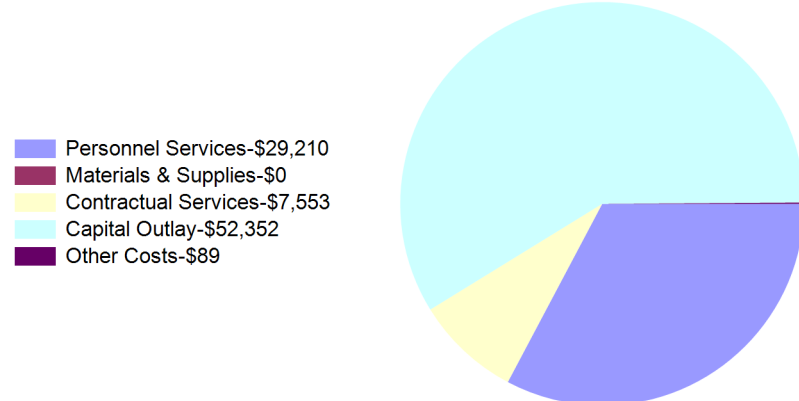
Month To Date Revenues
\$155,448



Year To Date Expenditures
\$160,528



Month To Date Expenditures
\$89,204



City of Casper, Wyoming
Redevelopment Loan Fund Statement of Revenues and Expenditures
 For Fiscal Year 2024 as of September 30, 2023
 25.00 % OF THE FISCAL YEAR HAS ELAPSED

The monthly financial statements reported this month are not inclusive of all year end entries. The amounts reported this month are subject to change as we finalize the prior fiscal year and complete the audit.

	<u>Revised Budget</u>	<u>Current Year To Date</u>	<u>Current Year % of Budget</u>
Revenues:			
Other Sources	\$ 59,888	\$ 58,264	97.29%
Total Revenues	\$ 59,888	\$ 58,264	97.29%
	<u>Revised Budget</u>	<u>Current Year To Date</u>	<u>Current Year % of Budget</u>
Expenditures:			
Debt Service	\$ 59,888	\$ 58,264	97.29%
Total Expenditures	\$ 59,888	\$ 58,264	97.29%
Net Revenue (Shortfall)	\$ -	\$ -	

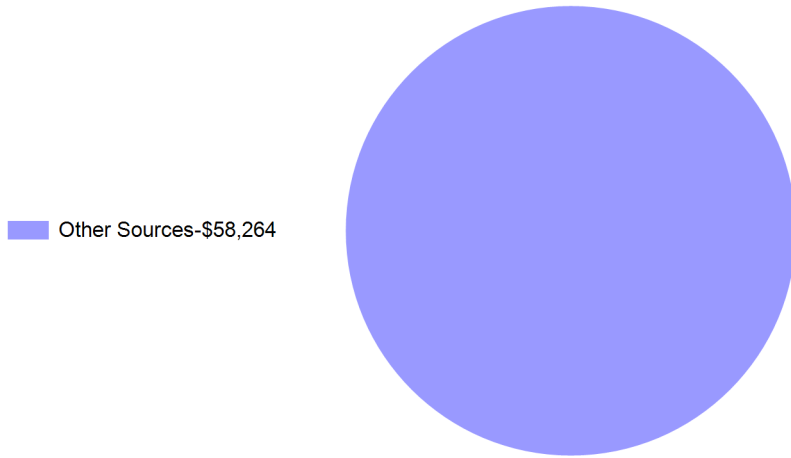
Redevelopment Loan Fund Summary of Cash and Investments

Cash	\$ 100,937
Investments	-
	<u>\$ 100,937</u>


City of Casper, Wyoming
Redevelopment Loan Fund Summary of Revenues and Expenditures
For Fiscal Year 2024 as of September 30, 2023
25.00 % OF THE FISCAL YEAR HAS ELAPSED

The monthly financial statements reported this month are not inclusive of all year end entries. The amounts reported this month are subject to change as we finanlize the prior fiscal year and complete the audit.

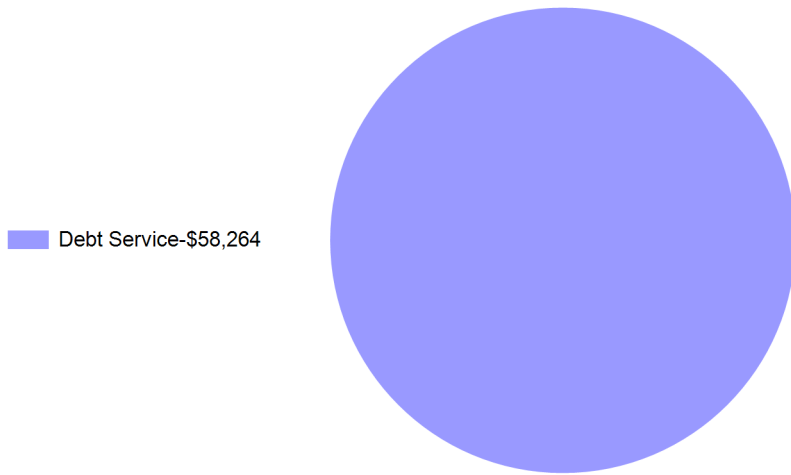
Year To Date Revenues
\$58,264




Month To Date Revenues
\$0



Year To Date Expenditures
\$58,264



Month To Date Expenditures
\$0



City of Casper, Wyoming
Direct Disbursement Fund Statement of Revenues and Expenditures
For Fiscal Year 2024 as of September 30, 2023
25.00 % OF THE FISCAL YEAR HAS ELAPSED

The monthly financial statements reported this month are not inclusive of all year end entries. The amounts reported this month are subject to change as we finalize the prior fiscal year and complete the audit.

	Revised Budget	Current Year To Date	Current Year % of Budget
Revenues:			
Intergovernmental	\$ 7,212,537	\$ 3,606,271	50.00%
Total Revenues	\$ 7,212,537	\$ 3,606,271	50.00%
	Revised Budget	Current Year To Date	Current Year % of Budget
Expenditures:			
Materials & Supplies	\$ 471,037	\$ 22,914	4.86%
Contractual Services	168,450	12,220	7.25%
Transfers Out	1,653,250	327,543	19.81%
Other Costs	750,000	50,000	6.67%
Total Expenditures	\$ 3,042,737	\$ 412,677	13.56%
Net Revenue (Shortfall)	\$ 4,169,800	\$ 3,193,594	36.44%

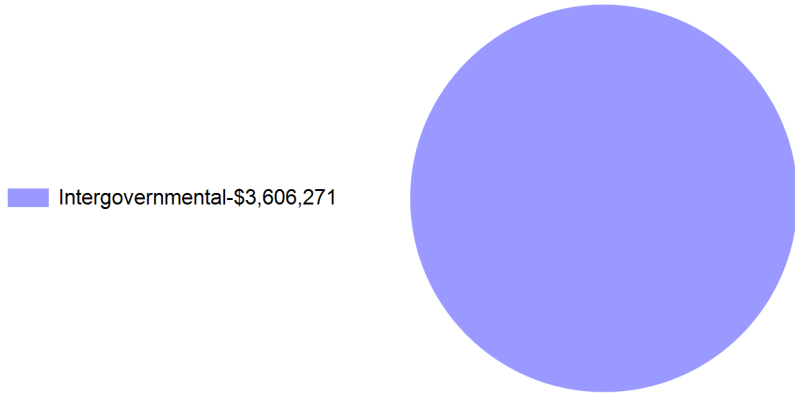
Direct Disbursement Fund Summary of Cash and Investments

Cash	\$ 197,852
Investments	2,999,607
	\$ 3,197,459

City of Casper, Wyoming
Direct Disbursement Fund Summary of Revenues and Expenditures
 For Fiscal Year 2024 as of September 30, 2023
 25.00 % OF THE FISCAL YEAR HAS ELAPSED

The monthly financial statements reported this month are not inclusive of all year end entries. The amounts reported this month are subject to change as we finanlize the prior fiscal year and complete the audit.

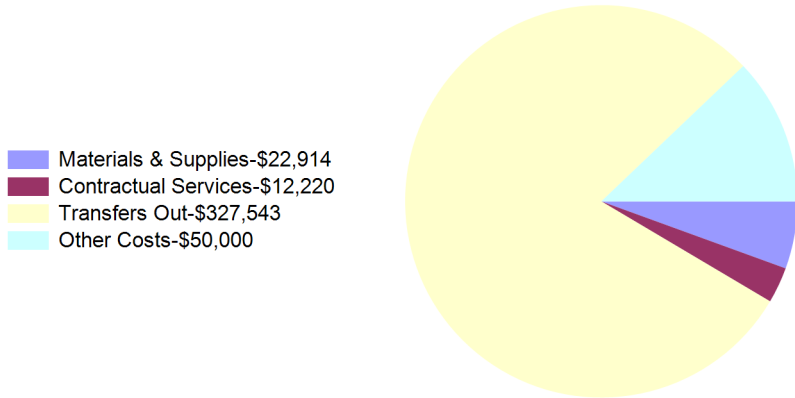
Year To Date Revenues
\$3,606,271



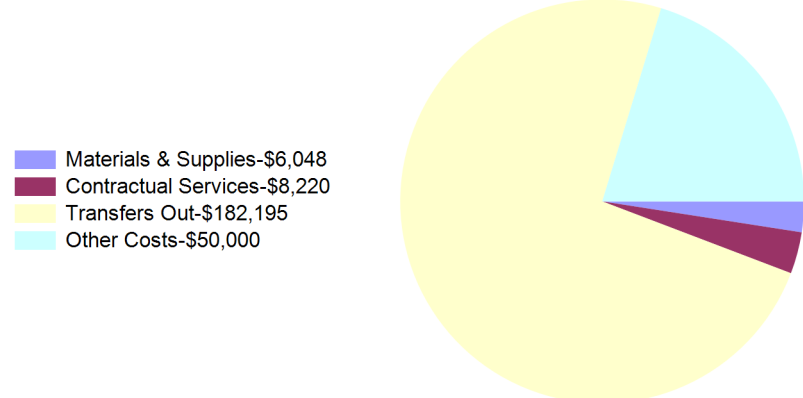
Month To Date Revenues
\$0



Year To Date Expenditures
\$412,677



Month To Date Expenditures
\$246,464



City of Casper, Wyoming
Debt Service Funds Balance Sheet
For Fiscal Year 2024 as of September 30, 2023
25.00 % OF THE FISCAL YEAR HAS ELAPSED

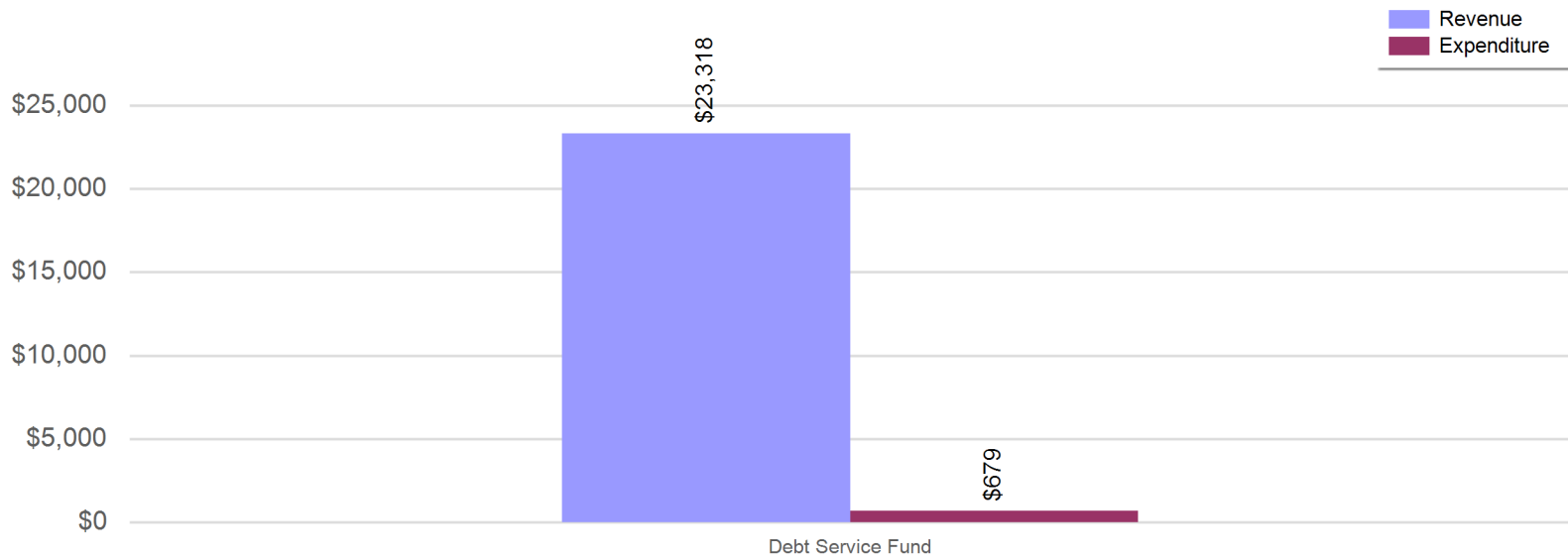
The monthly financial statements reported this month are not inclusive of all year end entries. The amounts reported this month are subject to change as we finalize the prior fiscal year and complete the audit.

	<u>Debt Service Fund</u>
ASSETS	
Current Assets	
Cash	321,924
Investments	5,204,739
Market Adjustments	-
Interest Receivable	9,346
Loans Receivable	60,906
Accounts Receivable	(20,527)
Total Current Assets	<u>5,576,388</u>
Total Assets	<u>5,576,388</u>
LIABILITIES	
Current Liabilities	
Accounts Payable	241
Deferred Revenue	63,991
Total Current Liabilities	<u>64,232</u>
Total Liabilities	<u>64,232</u>
NET POSITION	
Unrestricted	5,512,156
Total Net Position	<u>5,512,156</u>

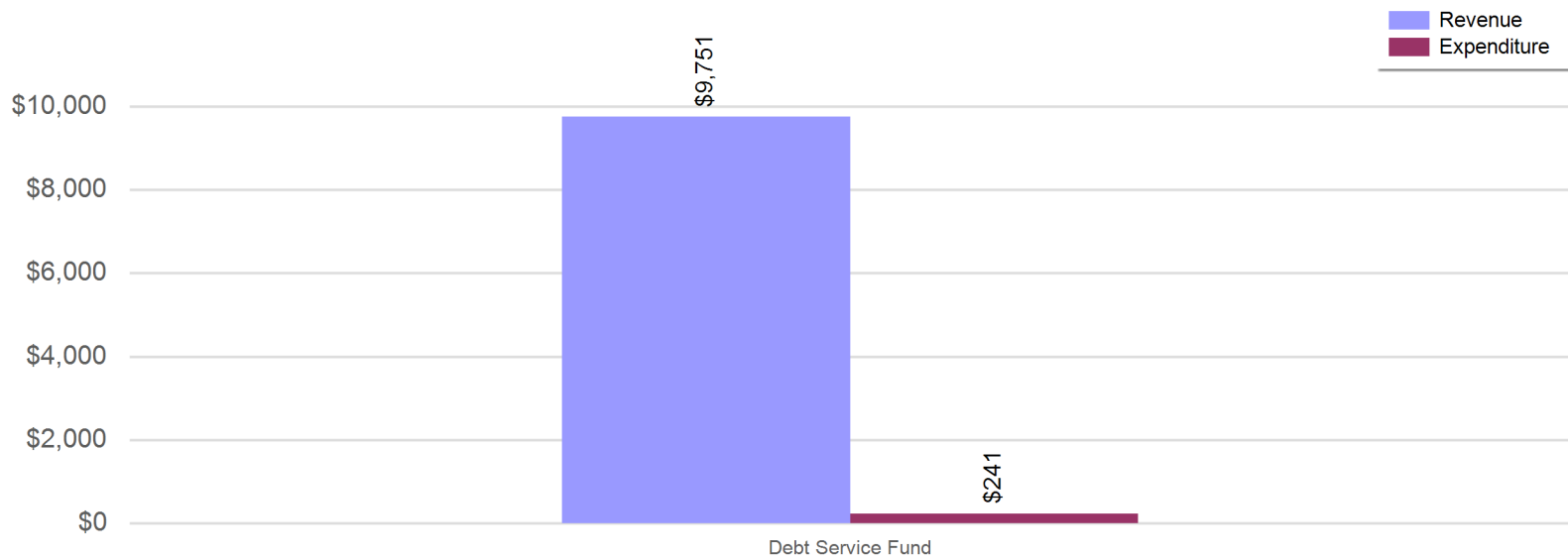
City of Casper, Wyoming
Debt Service Funds Revenue and Expenditure Comparison
For Fiscal Year 2024 as of September 30, 2023
25.00 % OF THE FISCAL YEAR HAS ELAPSED

The monthly financial statements reported this month are not inclusive of all year end entries. The amounts reported this month are subject to change as we finalize the prior fiscal year and complete the audit.

Debt Service Funds YTD Revenue and Expenditure Comparison



Debt Service Funds MTD Revenue and Expenditure Comparison



City of Casper, Wyoming
Local Assessment District Fund Statement of Revenues and Expenditures
For Fiscal Year 2024 as of September 30, 2023
25.00 % OF THE FISCAL YEAR HAS ELAPSED

The monthly financial statements reported this month are not inclusive of all year end entries. The amounts reported this month are subject to change as we finalize the prior fiscal year and complete the audit.

	Revised Budget	Current Year To Date	Current Year % of Budget
Revenues:			
Misc Revenue	\$ 71,781	\$ 23,318	32.49%
Total Revenues	\$ 71,781	\$ 23,318	32.49%
	Revised Budget	Current Year To Date	Current Year % of Budget
Expenditures:			
Contractual Services	\$ 3,614	\$ 679	18.79%
Debt Service	364,706	-	0.00%
Total Expenditures	\$ 368,320	\$ 679	0.18%
Net Revenue (Shortfall)	\$ (296,539)	\$ 22,639	32.30%

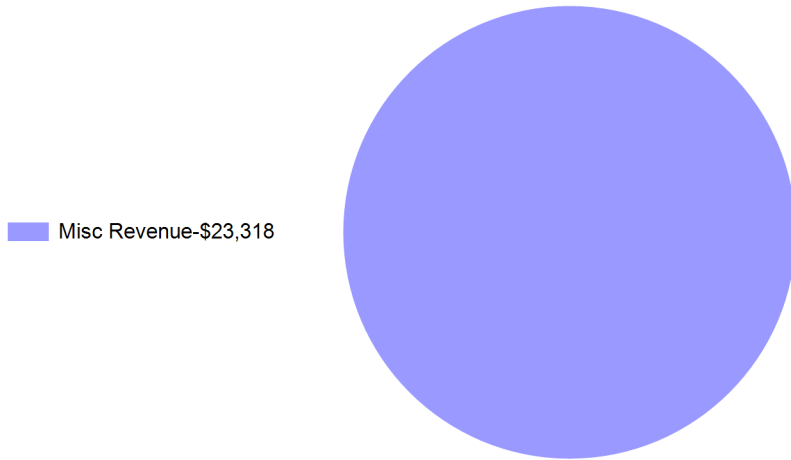
Local Assessment District Fund Summary of Cash and Investments

Cash	\$ 321,924
Investments	5,204,739
	\$ 5,526,663

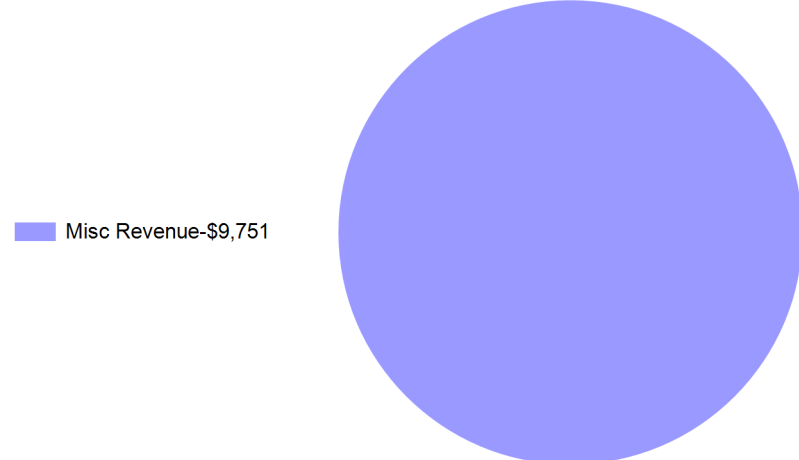
City of Casper, Wyoming
Local Assessment District Fund Summary of Revenues and Expenditures
For Fiscal Year 2024 as of September 30, 2023
25.00 % OF THE FISCAL YEAR HAS ELAPSED

The monthly financial statements reported this month are not inclusive of all year end entries. The amounts reported this month are subject to change as we finalize the prior fiscal year and complete the audit.

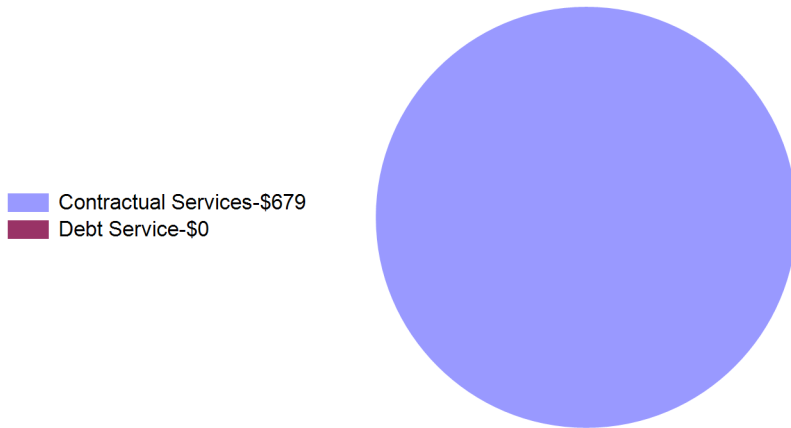
Year To Date Revenues
\$23,318



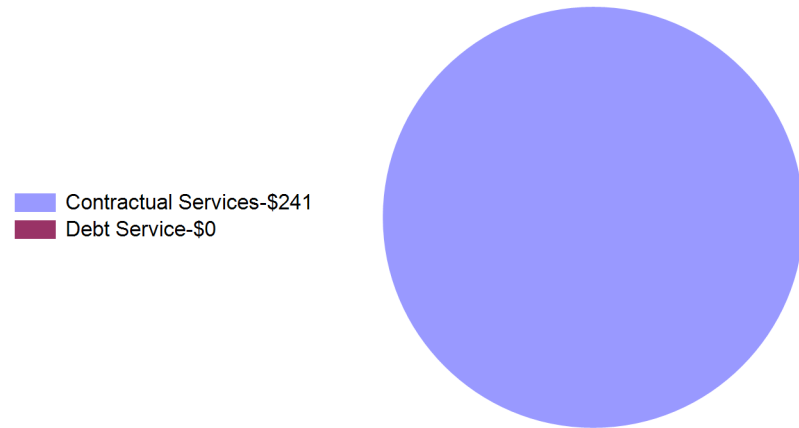
Month To Date Revenues
\$9,751



Year To Date Expenditures
\$679



Month To Date Expenditures
\$241



City of Casper, Wyoming
Internal Service Funds Consolidated Balance Sheet
For Fiscal Year 2024 as of September 30, 2023
25.00 % OF THE FISCAL YEAR HAS ELAPSED

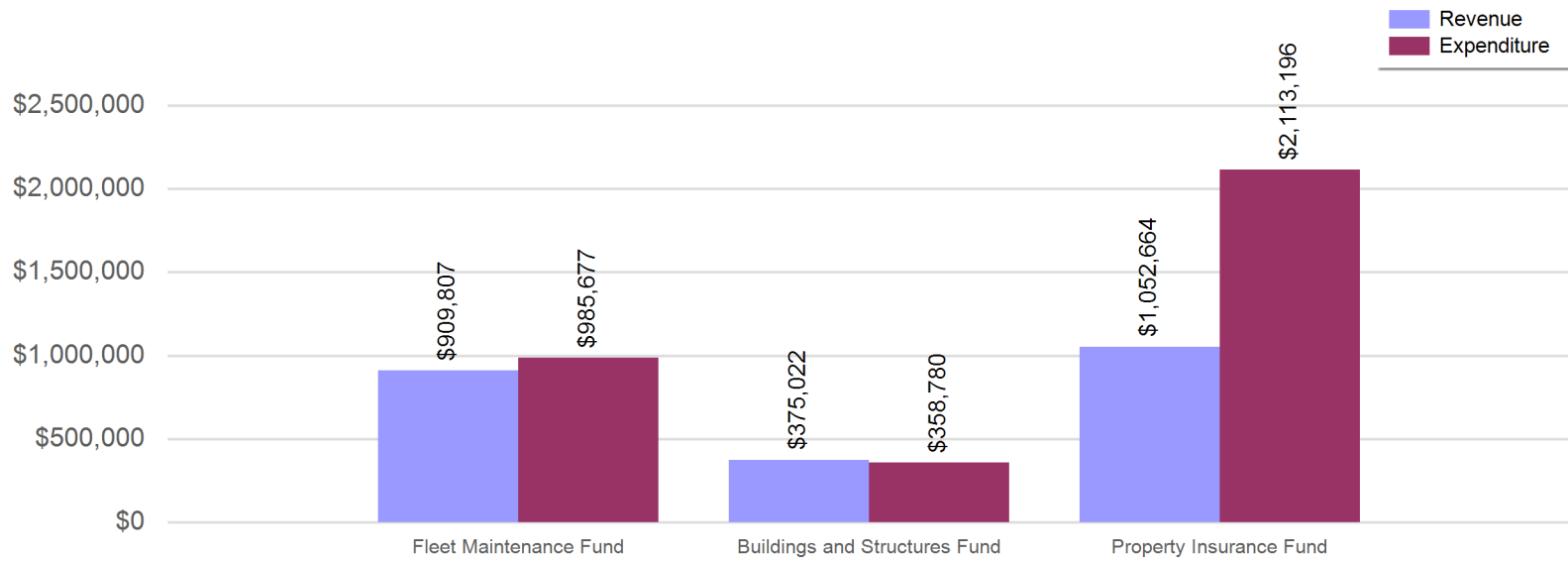
The monthly financial statements reported this month are not inclusive of all year end entries. The amounts reported this month are subject to change as we finalize the prior fiscal year and complete the audit.

	Fleet Maintenance Fund	Buildings and Structures Fund	Property Insurance Fund
ASSETS			
Current Assets			
Cash	119,568	566,617	(677,413)
Inventory	(34,598)		
Accounts Receivable	47,578	2,136	26,633
Total Current Assets	132,549	568,752	(650,780)
Capital Assets			
Equipment	655,349	233,505	
Accumulated Depreciation	(583,847)	(179,029)	
Total Capital Assets	71,502	54,475	
Total Assets	204,051	623,228	(650,780)
DEFERRED OUTFLOWS OF RESOURCES			
Total Deferred Outflows Of Resources	528,626	484,046	216,025
LIABILITIES			
Current Liabilities			
Accounts Payable	39,715	45,866	15,151
Accrued Wages and Benefits Payable	-	(5)	(13)
Total Current Liabilities	39,715	45,862	15,138
Non-Current Liabilities			
Accrued Comp ABS	44,430	31,352	16,212
Net Pension Liability	789,998	713,272	335,323
Net OPEB Liability	35,672	33,546	13,487
Total Non-Current Liabilities	870,100	778,170	365,022
Total Liabilities	909,815	824,031	380,161
DEFERRED INFLOWS OF RESOURCES			
Total Deferred Inflows Of Resources	245,193	221,909	103,420
NET POSITION			
Net Investment in Capital Assets	71,502	54,475	
Unrestricted	(493,833)	6,858	(918,336)
Total Net Position	(422,330)	61,334	(918,336)

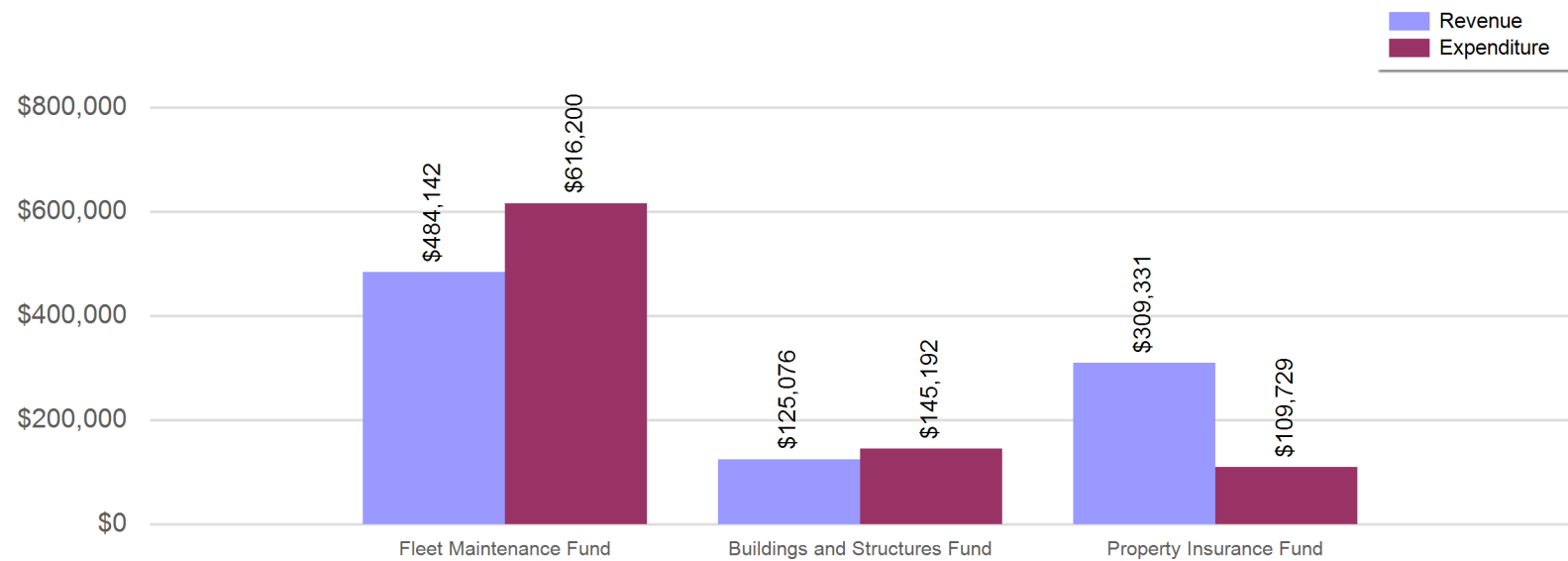
City of Casper, Wyoming
Internal Service Funds Revenue and Expenditure Comparison
 For Fiscal Year 2024 as of September 30, 2023
 25.00 % OF THE FISCAL YEAR HAS ELAPSED

The monthly financial statements reported this month are not inclusive of all year end entries. The amounts reported this month are subject to change as we finalize the prior fiscal year and complete the audit.

Internal Service Funds YTD Revenue and Expenditure Comparison



Internal Service Funds MTD Revenue and Expenditure Comparison



City of Casper, Wyoming
Fleet Maintenance Fund Statement of Revenues and Expenditures
For Fiscal Year 2024 as of September 30, 2023
25.00 % OF THE FISCAL YEAR HAS ELAPSED

The monthly financial statements reported this month are not inclusive of all year end entries. The amounts reported this month are subject to change as we finalize the prior fiscal year and complete the audit.

	Revised Budget	Current Year To Date	Current Year % of Budget
Revenues:			
Goods and Svcs Rev	\$ 2,888,818	\$ 649,855	22.50%
Misc Revenue	1,140,000	259,952	22.80%
Total Revenues	\$ 4,028,818	\$ 909,807	22.58%
	Revised Budget	Current Year To Date	Current Year % of Budget
Expenditures:			
Personnel Services	\$ 1,019,276	\$ 214,639	21.06%
Materials & Supplies	2,075,175	550,154	26.51%
Contractual Services	676,056	181,129	26.79%
Capital Outlay	95,000	-	0.00%
Other Costs	134,511	32,628	24.26%
Utility Expense	28,800	7,128	24.75%
Total Expenditures	\$ 4,028,818	\$ 985,677	24.47%
Net Revenue (Shortfall)	\$ -	\$ (75,870)	-1.88%

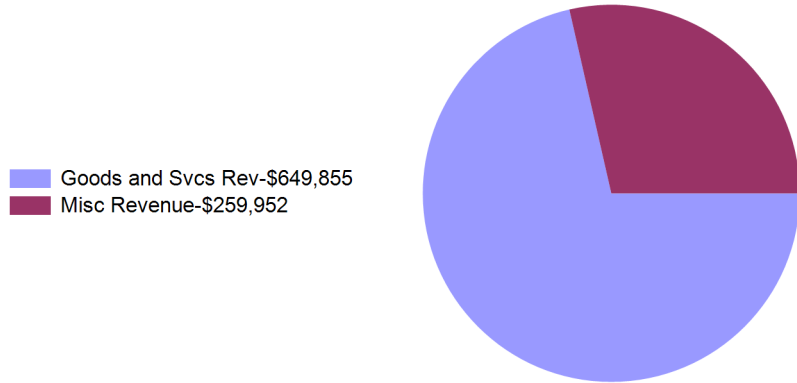
Fleet Maintenance Fund Summary of Cash and Investments

Cash	\$ 119,568
Investments	-
	\$ 119,568

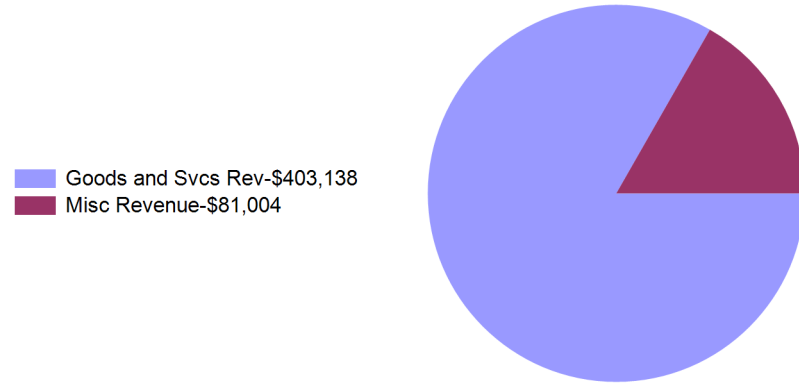
City of Casper, Wyoming
Fleet Maintenance Fund Summary of Revenues and Expenditures
 For Fiscal Year 2024 as of September 30, 2023
 25.00 % OF THE FISCAL YEAR HAS ELAPSED

The monthly financial statements reported this month are not inclusive of all year end entries. The amounts reported this month are subject to change as we finanlize the prior fiscal year and complete the audit.

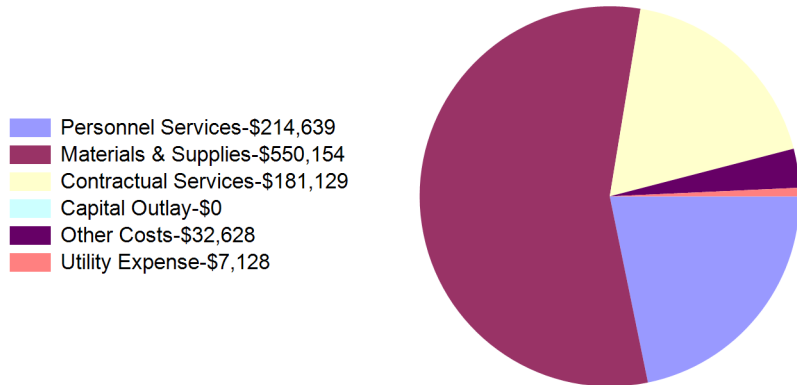
Year To Date Revenues
\$909,807



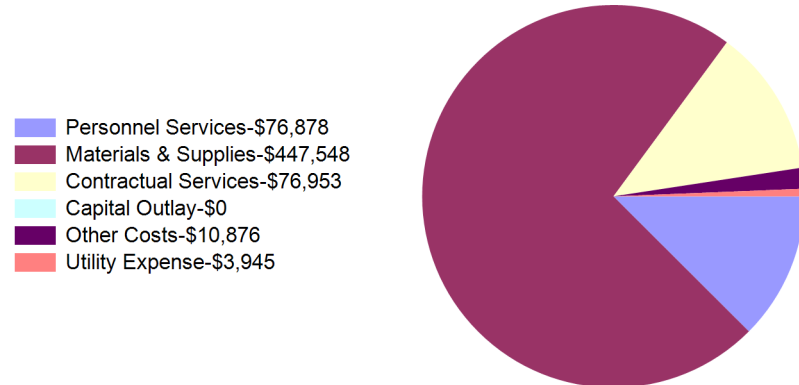
Month To Date Revenues
\$484,142



Year To Date Expenditures
\$985,677



Month To Date Expenditures
\$616,200



City of Casper, Wyoming
Buildings & Structures Fund Statement of Revenues and Expenditures
For Fiscal Year 2024 as of September 30, 2023
25.00 % OF THE FISCAL YEAR HAS ELAPSED

The monthly financial statements reported this month are not inclusive of all year end entries. The amounts reported this month are subject to change as we finalize the prior fiscal year and complete the audit.

	Revised Budget	Current Year To Date	Current Year % of Budget
Revenues:			
Goods and Svcs Rev	\$ 1,561,390	\$ 372,228	23.84%
Misc Revenue	9,470	2,794	29.50%
Other Sources	10,210	-	0.00%
Total Revenues	\$ 1,581,070	\$ 375,022	23.72%
	Revised Budget	Current Year To Date	Current Year % of Budget
Expenditures:			
Personnel Services	\$ 1,052,825	\$ 233,138	22.14%
Materials & Supplies	356,409	92,133	25.85%
Contractual Services	136,581	27,150	19.88%
Transfers Out	7,025	-	0.00%
Other Costs	33,069	5,807	17.56%
Utility Expense	2,186	552	25.24%
Total Expenditures	\$ 1,588,095	\$ 358,780	22.59%
Net Revenue (Shortfall)	\$ (7,025)	\$ 16,242	1.13%

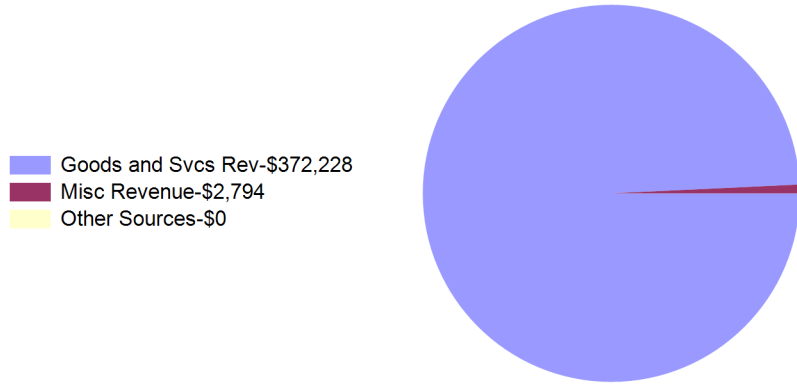
Buildings & Structures Fund Summary of Cash and Investments

Cash	\$ 566,617
Investments	-
	\$ 566,617

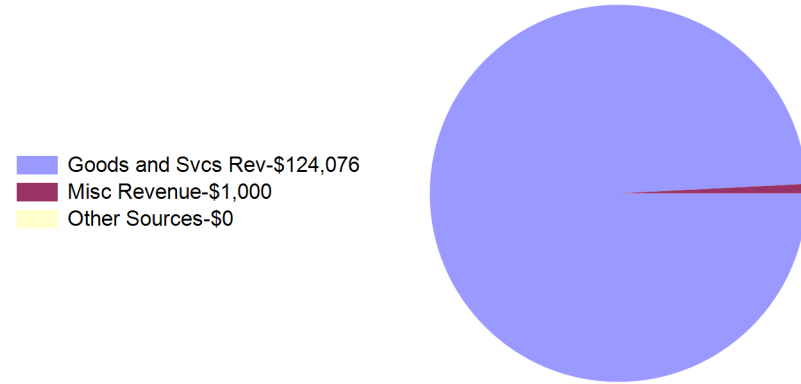
City of Casper, Wyoming
Building & Structures Fund Summary of Revenues and Expenditures
 For Fiscal Year 2024 as of September 30, 2023
 25.00 % OF THE FISCAL YEAR HAS ELAPSED

The monthly financial statements reported this month are not inclusive of all year end entries. The amounts reported this month are subject to change as we finanlize the prior fiscal year and complete the audit.

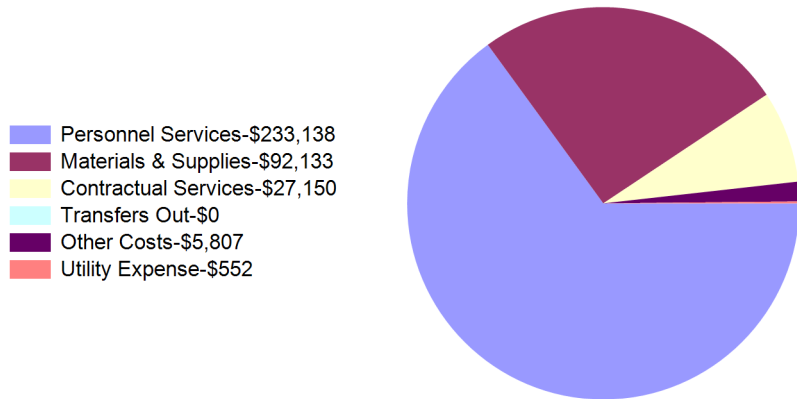
Year To Date Revenues
\$375,022



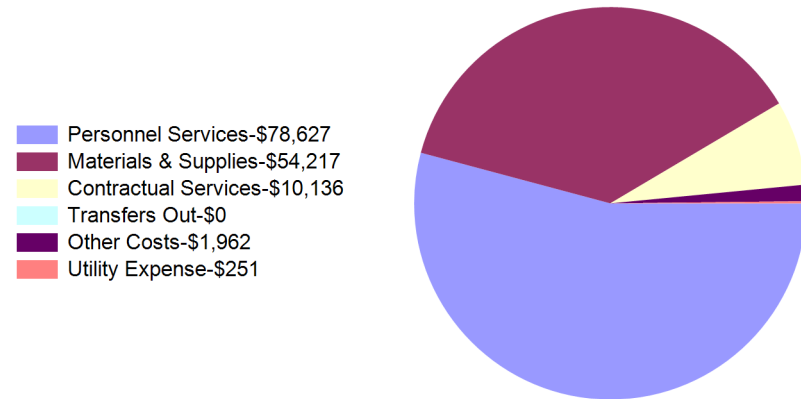
Month To Date Revenues
\$125,076



Year To Date Expenditures
\$358,780



Month To Date Expenditures
\$145,192



City of Casper, Wyoming
Property Insurance Fund Statement of Revenues and Expenditures
For Fiscal Year 2024 as of September 30, 2023
25.00 % OF THE FISCAL YEAR HAS ELAPSED

The monthly financial statements reported this month are not inclusive of all year end entries. The amounts reported this month are subject to change as we finalize the prior fiscal year and complete the audit.

	<u>Revised Budget</u>	<u>Current Year To Date</u>	<u>Current Year % of Budget</u>
Revenues:			
Intergovernmental	\$ 10,000	\$ -	0.00%
Goods and Svcs Rev	2,926,053	715,795	24.46%
Misc Revenue	475,595	336,869	70.83%
Total Revenues	\$ 3,411,648	\$ 1,052,664	30.85%

	<u>Revised Budget</u>	<u>Current Year To Date</u>	<u>Current Year % of Budget</u>
Expenditures:			
Personnel Services	\$ 367,069	\$ 84,631	23.06%
Materials & Supplies	318,200	37,409	11.76%
Contractual Services	103,822	21,647	20.85%
Capital Outlay	616,695	99,305	16.10%
Other Costs	1,868,863	1,870,153	100.07%
Utility Expense	2,150	50	2.34%
Total Expenditures	\$ 3,276,799	\$ 2,113,196	64.49%
Net Revenue (Shortfall)	\$ 134,849	\$ (1,060,532)	-33.63%

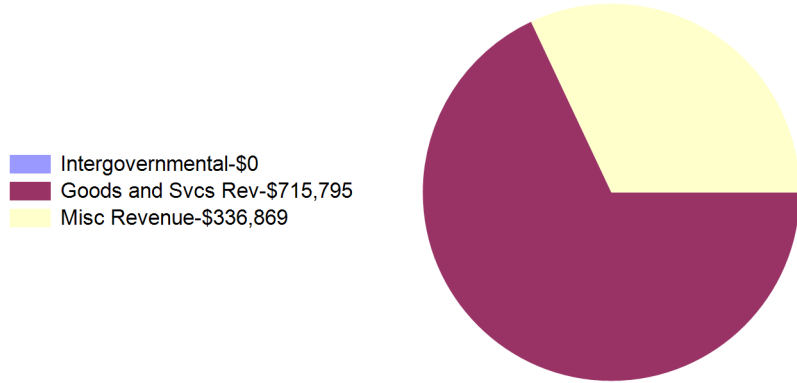
Property Insurance Fund Summary of Cash and Investments

Cash	\$ (677,413)
Investments	-
	<u>\$ (677,413)</u>

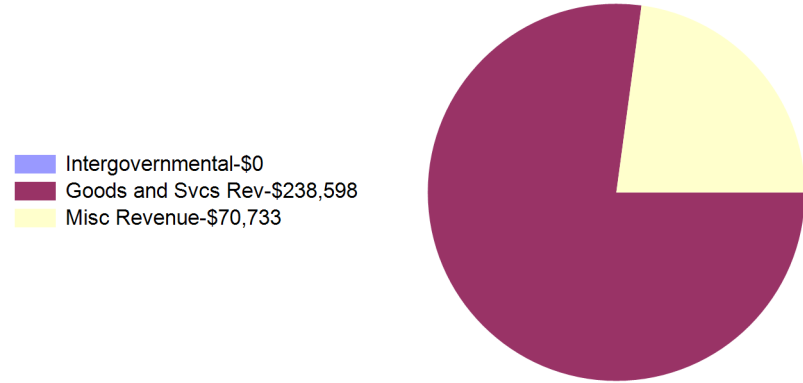
City of Casper, Wyoming
Property Insurance Fund Summary of Revenues and Expenditures
 For Fiscal Year 2024 as of September 30, 2023
 25.00 % OF THE FISCAL YEAR HAS ELAPSED

The monthly financial statements reported this month are not inclusive of all year end entries. The amounts reported this month are subject to change as we finanlize the prior fiscal year and complete the audit.

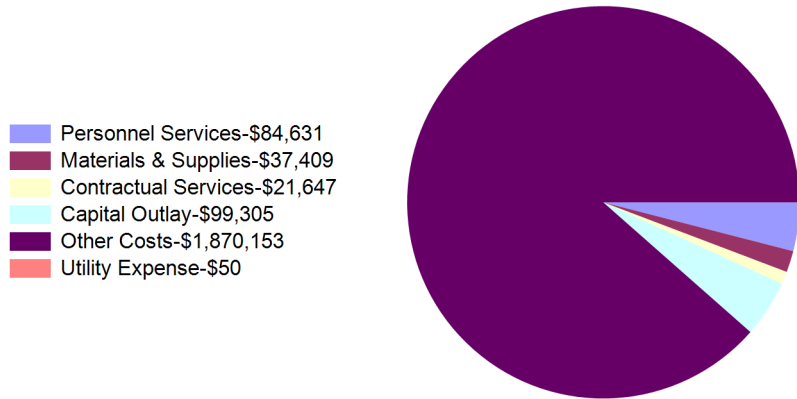
Year To Date Revenues
\$1,052,664



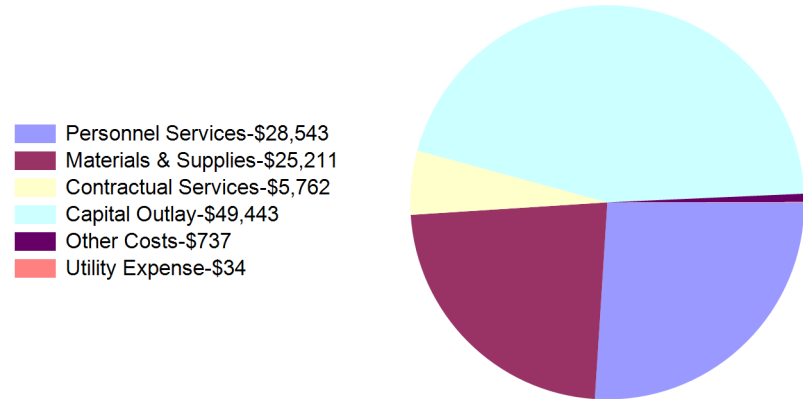
Month To Date Revenues
\$309,331



Year To Date Expenditures
\$2,113,196



Month To Date Expenditures
\$109,729



City of Casper, Wyoming
Trust & Agency Funds Consolidated Balance Sheet
For Fiscal Year 2024 as of September 30, 2023
25.00 % OF THE FISCAL YEAR HAS ELAPSED

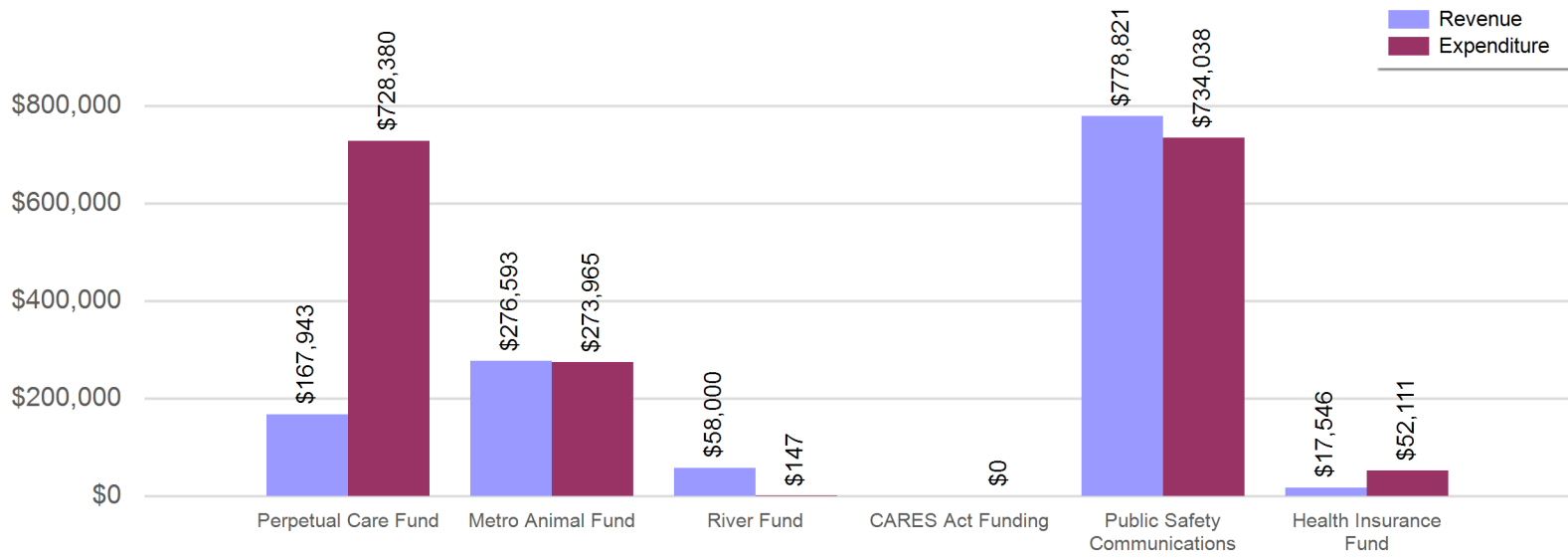
The monthly financial statements reported this month are not inclusive of all year end entries. The amounts reported this month are subject to change as we finalize the prior fiscal year and complete the audit.

	Perpetual Care Fund	Metro Animal Fund	River Fund	CARES Act Funding	Public Safety Communications	Health Insurance Fund
ASSETS						
Current Assets						
Cash	57,503	442,056	515,307	66,645	772,441	91,482
Investments	29,934,785	517,386	2,201,563	12,157,707		3,113,687
Market Adjustments	-	-				-
Grants Receivable			10,000			
Loans Receivable	184,583					
Accounts Receivable	-	36,552			93,306	
Prepaid Expenses		10,291			9,458	
Total Current Assets	30,176,870	1,006,286	2,726,870	12,224,352	875,205	3,205,169
Total Assets	30,176,870	1,006,286	2,726,870	12,224,352	875,205	3,205,169
LIABILITIES						
Current Liabilities						
Accounts Payable	2,418	53,661	-	-	47,188	47,025
Accrued Wages and Benefits Payable		24	-		14,005	
Deferred Revenue			223,000	1,115,446		
Total Current Liabilities	2,418	53,685	223,000	1,115,446	61,193	47,025
Total Liabilities	2,418	53,685	223,000	1,115,446	61,193	47,025
NET POSITION						
Unrestricted	30,174,452	952,601	2,503,870	11,108,906	814,012	3,158,144
Total Net Position	30,174,452	952,601	2,503,870	11,108,906	814,012	3,158,144

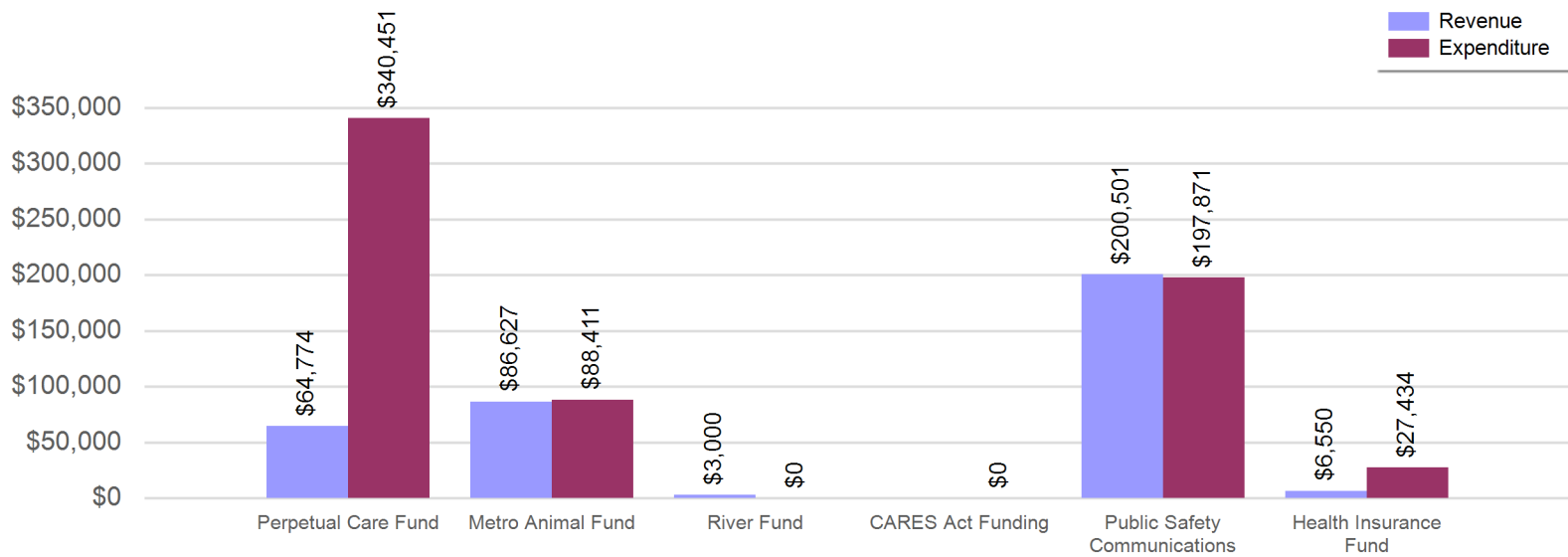
City of Casper, Wyoming
Trust & Agency Funds Revenue and Expenditure Comparison
 For Fiscal Year 2024 as of September 30, 2023
 25.00 % OF THE FISCAL YEAR HAS ELAPSED

The monthly financial statements reported this month are not inclusive of all year end entries. The amounts reported this month are subject to change as we finalize the prior fiscal year and complete the audit.

Trust & Agency Funds YTD Revenue and Expenditure Comparison



Trust & Agency Funds MTD Revenue and Expenditure Comparison



City of Casper, Wyoming
Perpetual Care Fund Statement of Revenues and Expenditures
For Fiscal Year 2024 as of September 30, 2023
25.00 % OF THE FISCAL YEAR HAS ELAPSED

The monthly financial statements reported this month are not inclusive of all year end entries. The amounts reported this month are subject to change as we finalize the prior fiscal year and complete the audit.

	Revised Budget	Current Year To Date	Current Year % of Budget
Revenues:			
Misc Revenue	\$ 697,527	\$ 163,799	23.48%
Other Sources	8,528	4,144	48.59%
Total Revenues	\$ 706,055	\$ 167,943	23.79%
	Revised Budget	Current Year To Date	Current Year % of Budget
Expenditures:			
Contractual Services	\$ 35,123	\$ 4,878	13.89%
Transfers Out	2,764,897	723,502	26.17%
Total Expenditures	\$ 2,800,020	\$ 728,380	26.01%
Net Revenue (Shortfall)	\$ (2,093,965)	\$ (560,437)	-2.23%

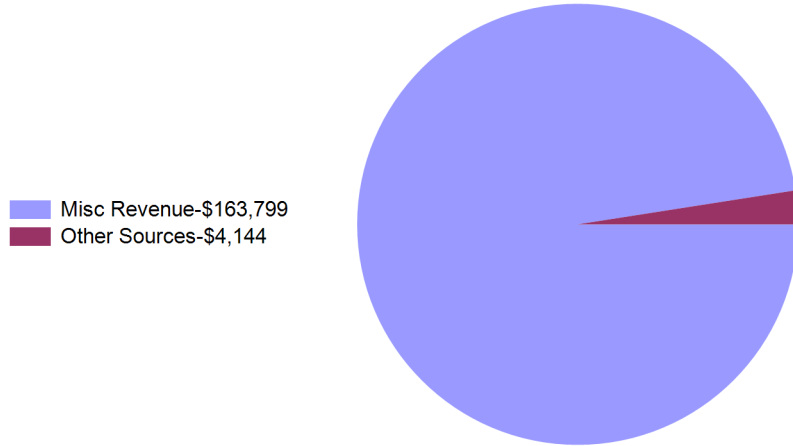
Perpetual Care Fund Summary of Cash and Investments

Cash	\$ 57,503
Investments	29,934,785
	\$ 29,992,288

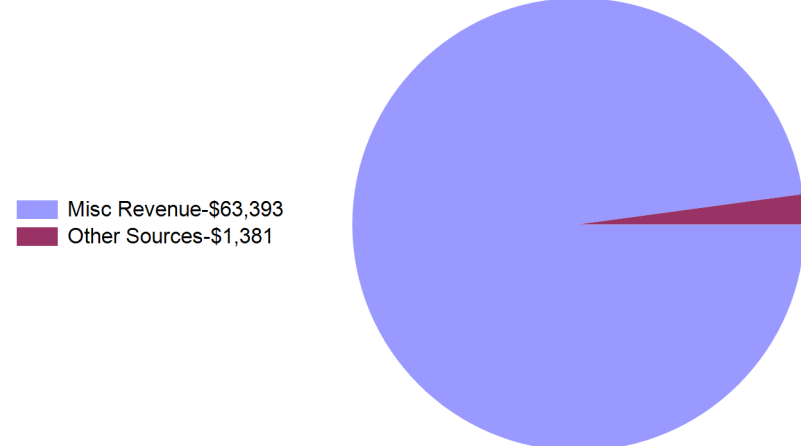
City of Casper, Wyoming
Perpetual Care Fund Summary of Revenues and Expenditures
For Fiscal Year 2024 as of September 30, 2023
25.00 % OF THE FISCAL YEAR HAS ELAPSED

The monthly financial statements reported this month are not inclusive of all year end entries. The amounts reported this month are subject to change as we finalize the prior fiscal year and complete the audit.

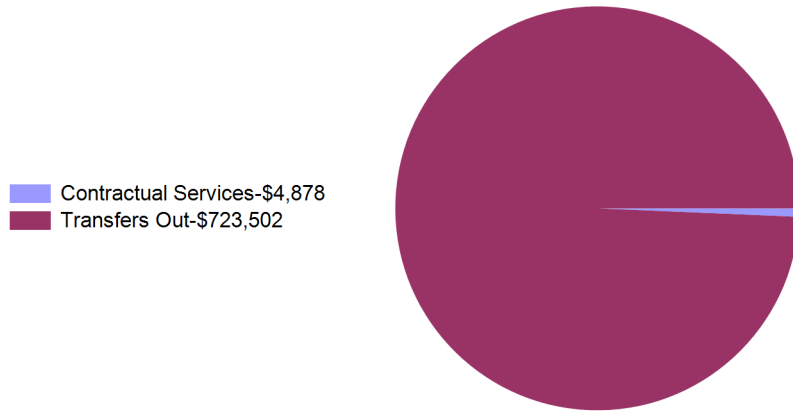
Year To Date Revenues
\$167,943



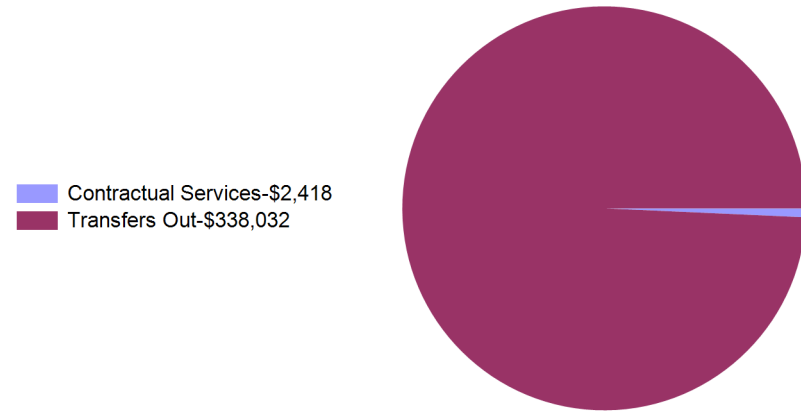
Month To Date Revenues
\$64,774



Year To Date Expenditures
\$728,380



Month To Date Expenditures
\$340,451



City of Casper, Wyoming
Metro Fund Statement of Revenues and Expenditures
For Fiscal Year 2024 as of September 30, 2023
25.00 % OF THE FISCAL YEAR HAS ELAPSED

The monthly financial statements reported this month are not inclusive of all year end entries. The amounts reported this month are subject to change as we finalize the prior fiscal year and complete the audit.

	Revised Budget	Current Year To Date	Current Year % of Budget
Revenues:			
Licences and Permits	\$ 5,000	\$ 385	7.70%
Intergovernmental	287,610	58,439	20.32%
Goods and Svcs Rev	31,000	1,750	5.65%
Misc Revenue	25,912	7,018	27.08%
Other Sources	1,103,261	209,001	18.94%
Total Revenues	\$ 1,452,783	\$ 276,593	19.04%
	Revised Budget	Current Year To Date	Current Year % of Budget
Expenditures:			
Personnel Services	\$ 853,744	\$ 183,349	21.48%
Materials & Supplies	186,210	26,572	14.27%
Contractual Services	129,896	16,172	12.45%
Capital Outlay	433,634	2,265	0.52%
Transfers Out	125,671	29,044	23.11%
Other Costs	64,047	14,276	22.29%
Utility Expense	16,000	2,288	14.30%
Total Expenditures	\$ 1,809,202	\$ 273,965	15.14%
Net Revenue (Shortfall)	\$ (356,419)	\$ 2,628	3.90%

Metro Fund Summary of Cash and Investments

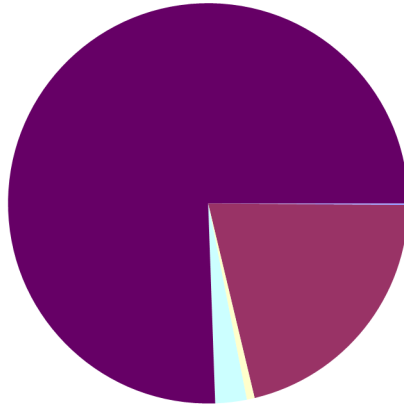
Cash	\$ 442,056
Investments	517,386
	\$ 959,443

City of Casper, Wyoming
Metro Fund Summary of Revenues and Expenditures
 For Fiscal Year 2024 as of September 30, 2023
 25.00 % OF THE FISCAL YEAR HAS ELAPSED

The monthly financial statements reported this month are not inclusive of all year end entries. The amounts reported this month are subject to change as we finanlize the prior fiscal year and complete the audit.

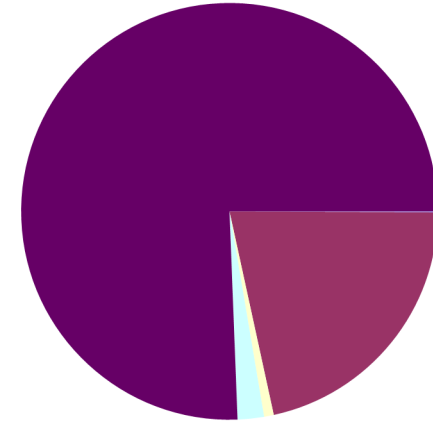
Year To Date Revenues
\$276,593

- Licences and Permits-\$385
- Intergovernmental-\$58,439
- Goods and Svcs Rev-\$1,750
- Misc Revenue-\$7,018
- Other Sources-\$209,001



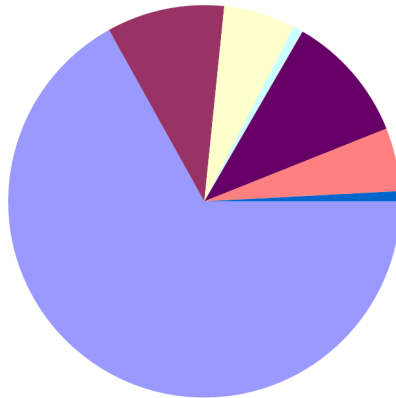
Month To Date Revenues
\$86,627

- Licences and Permits-\$65
- Intergovernmental-\$18,635
- Goods and Svcs Rev-\$652
- Misc Revenue-\$1,771
- Other Sources-\$65,503



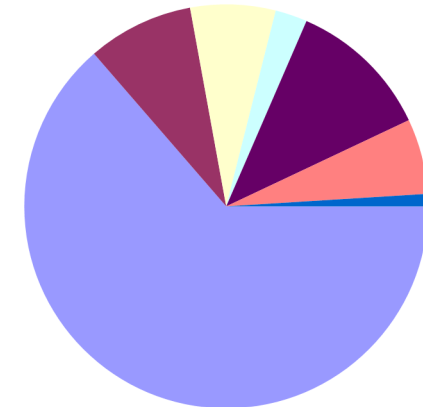
Year To Date Expenditures
\$273,965

- Personnel Services-\$183,349
- Materials & Supplies-\$26,572
- Contractual Services-\$16,172
- Capital Outlay-\$2,265
- Transfers Out-\$29,044
- Other Costs-\$14,276
- Utility Expense-\$2,288



Month To Date Expenditures
\$88,411

- Personnel Services-\$56,262
- Materials & Supplies-\$7,508
- Contractual Services-\$6,027
- Capital Outlay-\$2,265
- Transfers Out-\$10,145
- Other Costs-\$5,331
- Utility Expense-\$872



City of Casper, Wyoming
River Fund Statement of Revenues and Expenditures
For Fiscal Year 2024 as of September 30, 2023
25.00 % OF THE FISCAL YEAR HAS ELAPSED

The monthly financial statements reported this month are not inclusive of all year end entries. The amounts reported this month are subject to change as we finalize the prior fiscal year and complete the audit.

	Revised Budget	Current Year To Date	Current Year % of Budget
Revenues:			
Intergovernmental	\$ -	\$ 20,000	
Misc Revenue	64,107	3,000	4.68%
Other Sources	45,000	35,000	77.78%
Total Revenues	\$ 109,107	\$ 58,000	53.16%
Expenditures:			
Personnel Services	\$ 10,000	\$ -	0.00%
Materials & Supplies	6,500	79	1.22%
Contractual Services	109,832	68	0.06%
Capital Outlay	5,976	-	0.00%
Other Costs	500	-	0.00%
Total Expenditures	\$ 132,808	\$ 147	0.11%
Net Revenue (Shortfall)	\$ (23,701)	\$ 57,853	53.05%

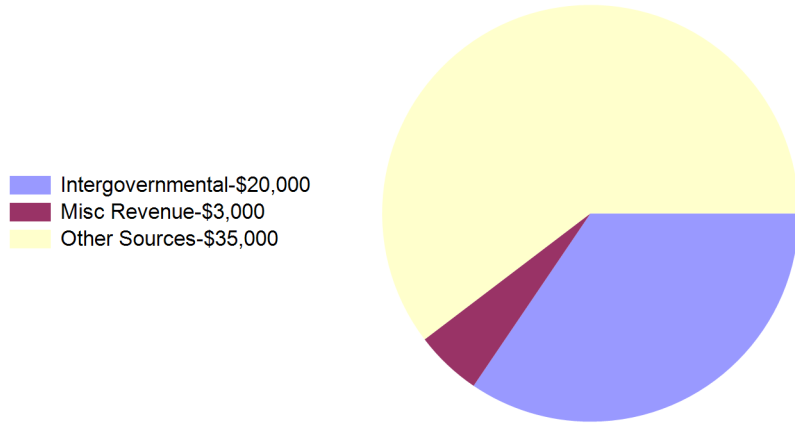
River Fund Summary of Cash and Investments

Cash	\$ 515,307
Investments	2,201,563
	\$ 2,716,870

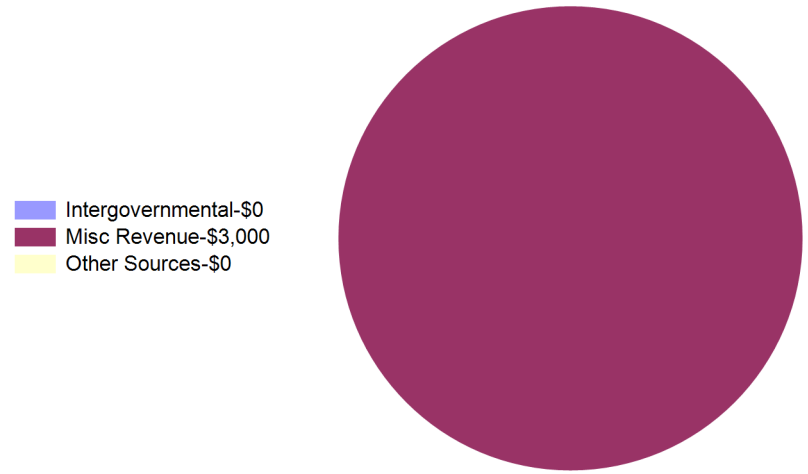
City of Casper, Wyoming
River Fund Summary of Revenues and Expenditures
 For Fiscal Year 2024 as of September 30, 2023
 25.00 % OF THE FISCAL YEAR HAS ELAPSED

The monthly financial statements reported this month are not inclusive of all year end entries. The amounts reported this month are subject to change as we finanlize the prior fiscal year and complete the audit.

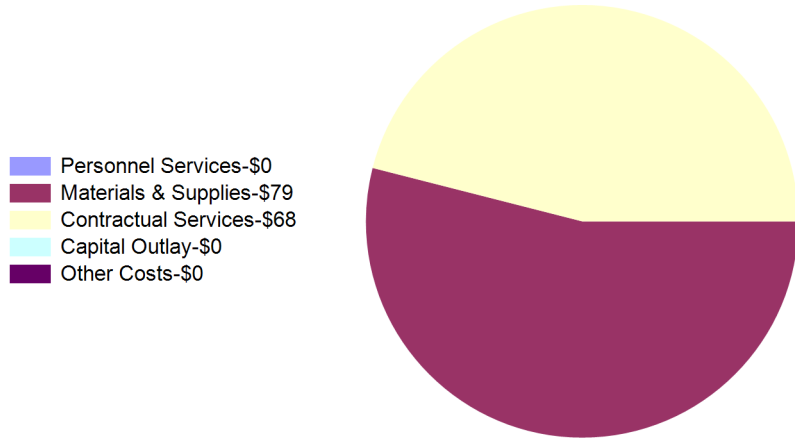
Year To Date Revenues
\$58,000



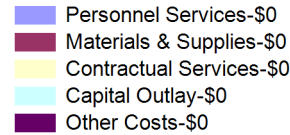
Month To Date Revenues
\$3,000



Year To Date Expenditures
\$147



Month To Date Expenditures
\$0



City of Casper, Wyoming
CARES Act Funding Statement of Revenues and Expenditures
 For Fiscal Year 2024 as of September 30, 2023
 25.00 % OF THE FISCAL YEAR HAS ELAPSED

The monthly financial statements reported this month are not inclusive of all year end entries. The amounts reported this month are subject to change as we finanlize the prior fiscal year and complete the audit.

Revenues:
Total Revenues

	Revised Budget	Current Year To Date	Current Year % of Budget
Expenditures:			
Transfers Out	\$ 12,224,514	\$ -	0.00%
Total Expenditures	\$ 12,224,514	\$ -	0.00%
Net Revenue (Shortfall)	\$ (12,224,514)	\$ -	

CARES Act Funding Summary of Cash and Investments

Cash	\$ 66,645
Investments	12,157,707
	\$ 12,224,352

City of Casper, Wyoming
PSCC Fund Statement of Revenues and Expenditures
For Fiscal Year 2024 as of September 30, 2023
25.00 % OF THE FISCAL YEAR HAS ELAPSED

The monthly financial statements reported this month are not inclusive of all year end entries. The amounts reported this month are subject to change as we finalize the prior fiscal year and complete the audit.

	Revised Budget	Current Year To Date	Current Year % of Budget
Revenues:			
Intergovernmental	\$ 656,701	\$ 151,704	23.10%
Goods and Svcs Rev	220,947	51,027	23.09%
Misc Revenue	800,000	204,838	25.60%
Other Sources	1,607,442	371,252	23.10%
Total Revenues	\$ 3,285,090	\$ 778,821	23.71%
	Revised Budget	Current Year To Date	Current Year % of Budget
Expenditures:			
Personnel Services	\$ 2,040,803	\$ 455,652	22.33%
Materials & Supplies	55,000	4,304	7.83%
Contractual Services	795,083	223,313	28.09%
Capital Outlay	210,482	-	0.00%
Other Costs	88,761	15,689	17.68%
Utility Expense	178,117	35,080	19.69%
Total Expenditures	\$ 3,368,246	\$ 734,038	21.79%
Net Revenue (Shortfall)	\$ (83,156)	\$ 44,783	1.91%

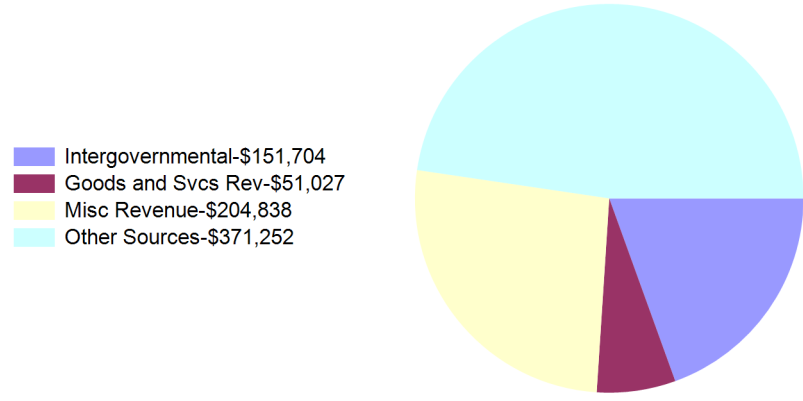
PSCC Fund Summary of Cash and Investments

Cash	\$ 772,441
Investments	-
	\$ 772,441

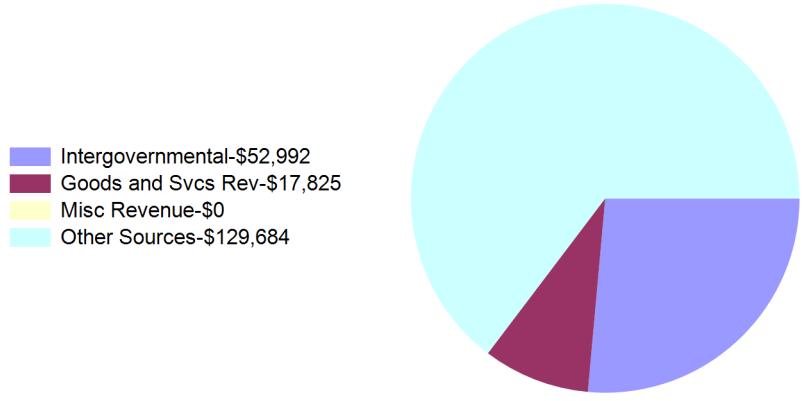
City of Casper, Wyoming
PSCC Fund Summary of Revenues and Expenditures
 For Fiscal Year 2024 as of September 30, 2023
 25.00 % OF THE FISCAL YEAR HAS ELAPSED

The monthly financial statements reported this month are not inclusive of all year end entries. The amounts reported this month are subject to change as we finanlize the prior fiscal year and complete the audit.

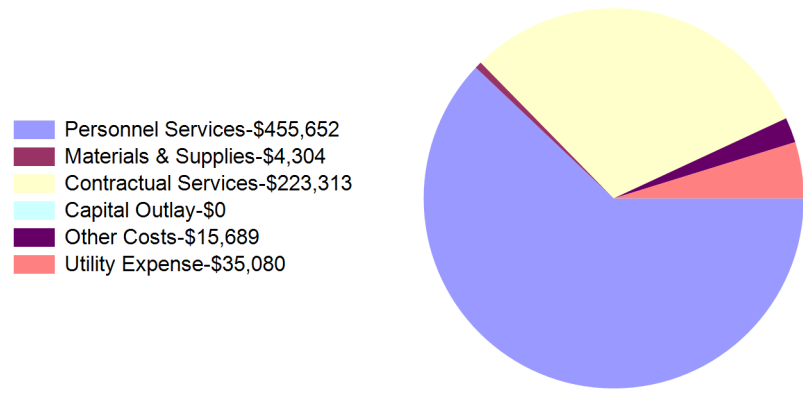
Year To Date Revenues
\$778,821



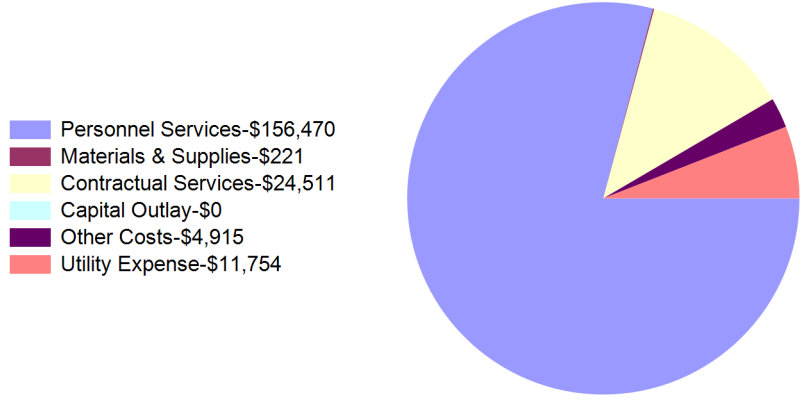
Month To Date Revenues
\$200,501



Year To Date Expenditures
\$734,038



Month To Date Expenditures
\$197,871



City of Casper, Wyoming
Health Insurance Fund Statement of Revenues and Expenditures
For Fiscal Year 2024 as of September 30, 2023
25.00 % OF THE FISCAL YEAR HAS ELAPSED

The monthly financial statements reported this month are not inclusive of all year end entries. The amounts reported this month are subject to change as we finalize the prior fiscal year and complete the audit.

	Revised Budget	Current Year To Date	Current Year % of Budget
Revenues:			
Misc Revenue	\$ 79,827	\$ 17,546	21.98%
Total Revenues	\$ 79,827	\$ 17,546	21.98%
	Revised Budget	Current Year To Date	Current Year % of Budget
Expenditures:			
Personnel Services	\$ 5,000	\$ -	0.00%
Materials & Supplies	5,500	468	8.51%
Contractual Services	425,520	48,452	11.39%
Other Costs	6,335	3,190	50.35%
Total Expenditures	\$ 442,355	\$ 52,111	11.78%
 Net Revenue (Shortfall)	 \$ (362,528)	 \$ (34,564)	 10.20%

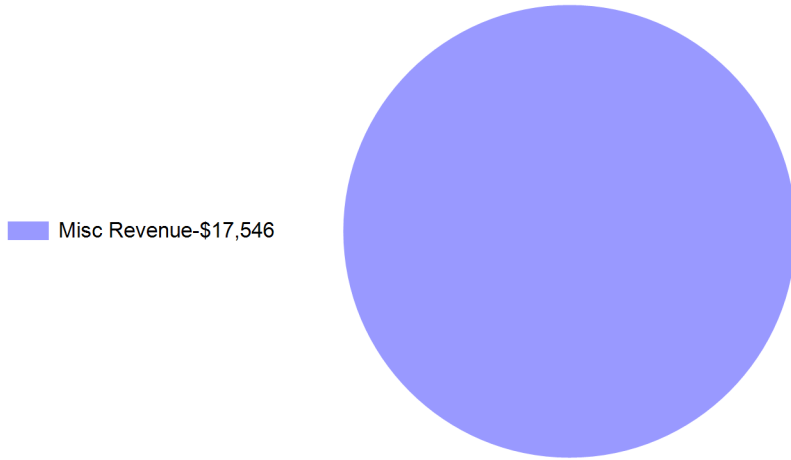
Health Insurance Fund Summary of Cash and Investments

Cash	\$ 91,482
Investments	3,113,687
	\$ 3,205,169

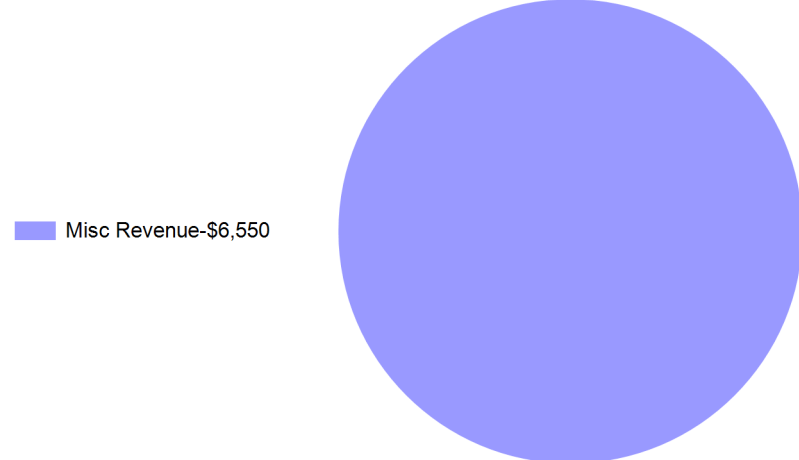
City of Casper, Wyoming
Health Insurance Fund Summary of Revenues and Expenditures
For Fiscal Year 2024 as of September 30, 2023
25.00 % OF THE FISCAL YEAR HAS ELAPSED

The monthly financial statements reported this month are not inclusive of all year end entries. The amounts reported this month are subject to change as we finalize the prior fiscal year and complete the audit.

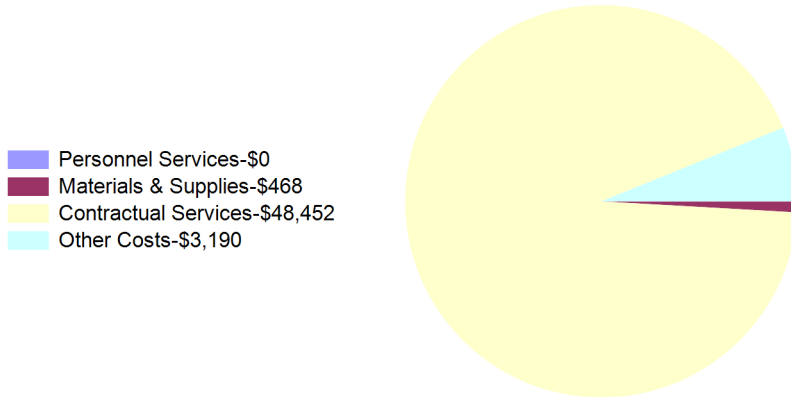
Year To Date Revenues
\$17,546



Month To Date Revenues
\$6,550



Year To Date Expenditures
\$52,111



Month To Date Expenditures
\$27,434

